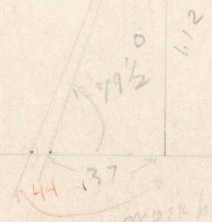


11 2/3
37
14 3/4

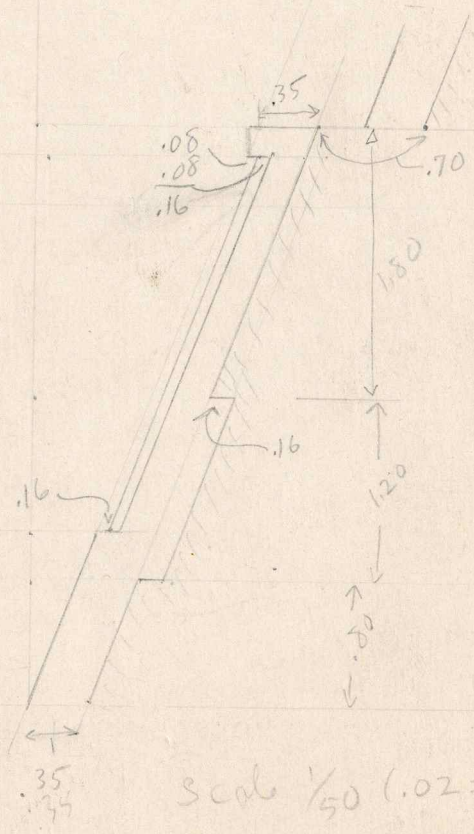
4 1/4
17 1/2

70 1/2
68 1/2 (TAP)



LS 1937 7/16 up page, 1.12 70 1/2
 AP, ^{mark hand} ~~at~~ ^{mark} hand, also 1.12 68 1/2
 Average = → 69

3.50 (TAP track)



Scale 1/50 (0.02 = 1.00)

120
300
200

3 1/2
14

Stela 30. March 1942

Reconstructed from
Mailey photo of his L.S.
measurements

282 x 77 x 34 thick

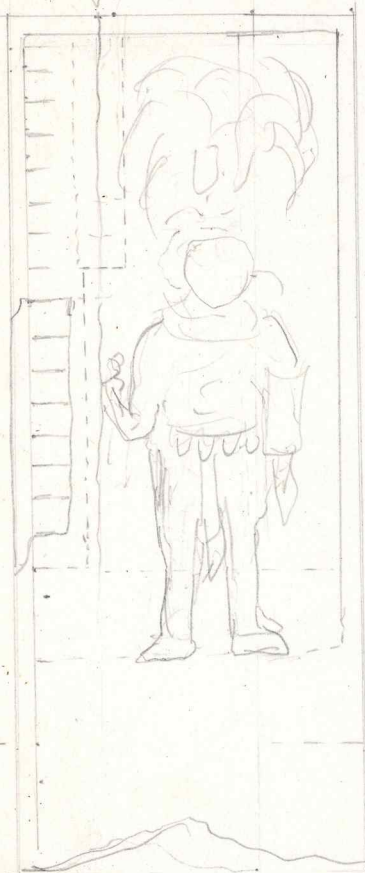
8. cm fragment

89 x 17 to 18 x 34 "

The design lay-out suggests considerable, a moderate, exhaustion of plain butt, and is, plus probations, hardly allow for a broken off & missing piece of the butt.

Probably base has been damaged by falling tree; or when it was faced up by a fall backward.

Plenty of room for standing figure without supposing missing piece of butt.



K 1.15 (L.S. 1937 mod) →
(Mailey Jan 77)

187
758
32352
704

177
708

Missing 34 wide
56 h.t.

282
154
77
308

77
1.15
4.60

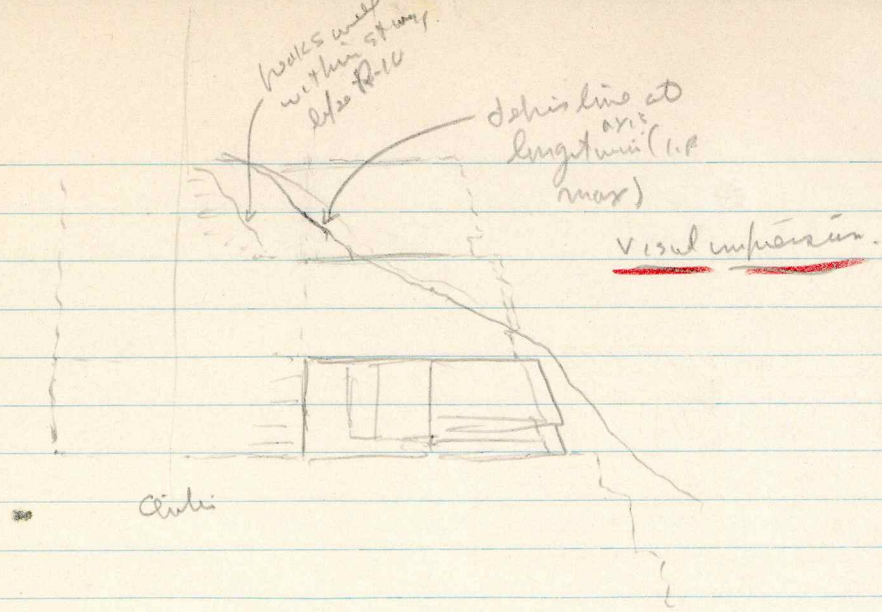
34
131

180/602
540
1620
5400
890
27028
112

177
512
2362
2172

R-4

1937



R-4

1137

LS Jr
1937

Level + draw section at top - levels

Lower tenac - Inset Corner -

Large stone - heavy deep tailing tubular, occasionally blocks.

Coursing - very bad condition, but noticeably good just above + below bottom of arch - 3 above, 2 below.

Thinner tablets set in arch overhang (except one block).

Mosaic panel - much the same -

Stair side wall - ditto - 5 small areas shown 4 med to large block faces, in detail -

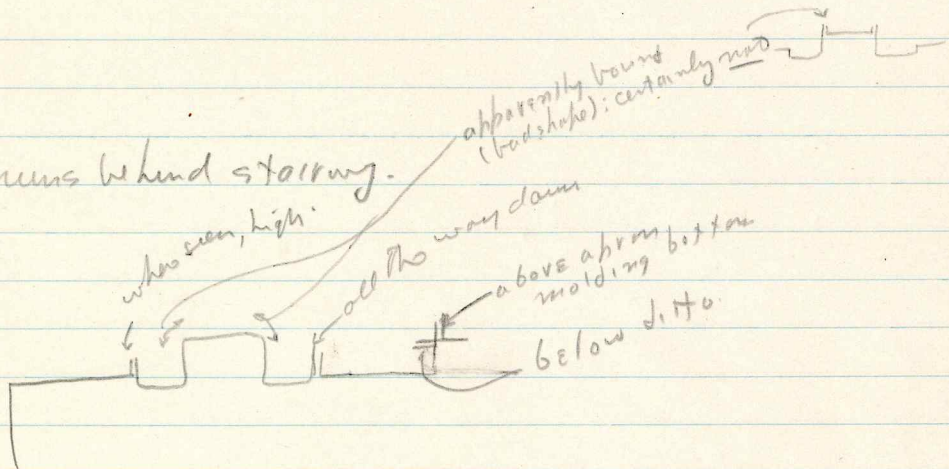
All of above: bearing horizontally in mortar; occasionally thick slab sh held for bearing - gaps plugged.

Surviving plaster traces on stairway side wall are gray.

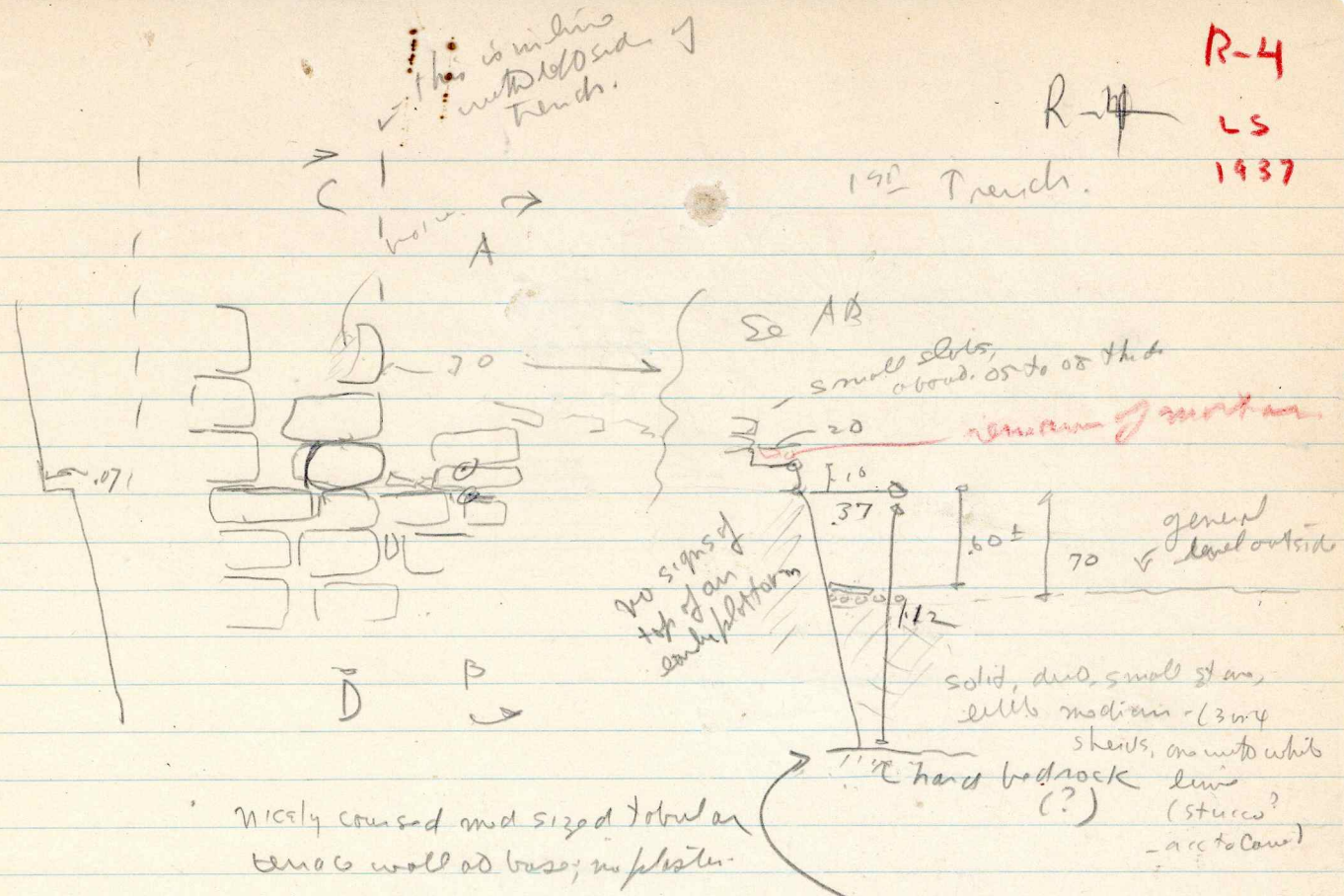
Banding

Tenace runs behind stairway.

Man:



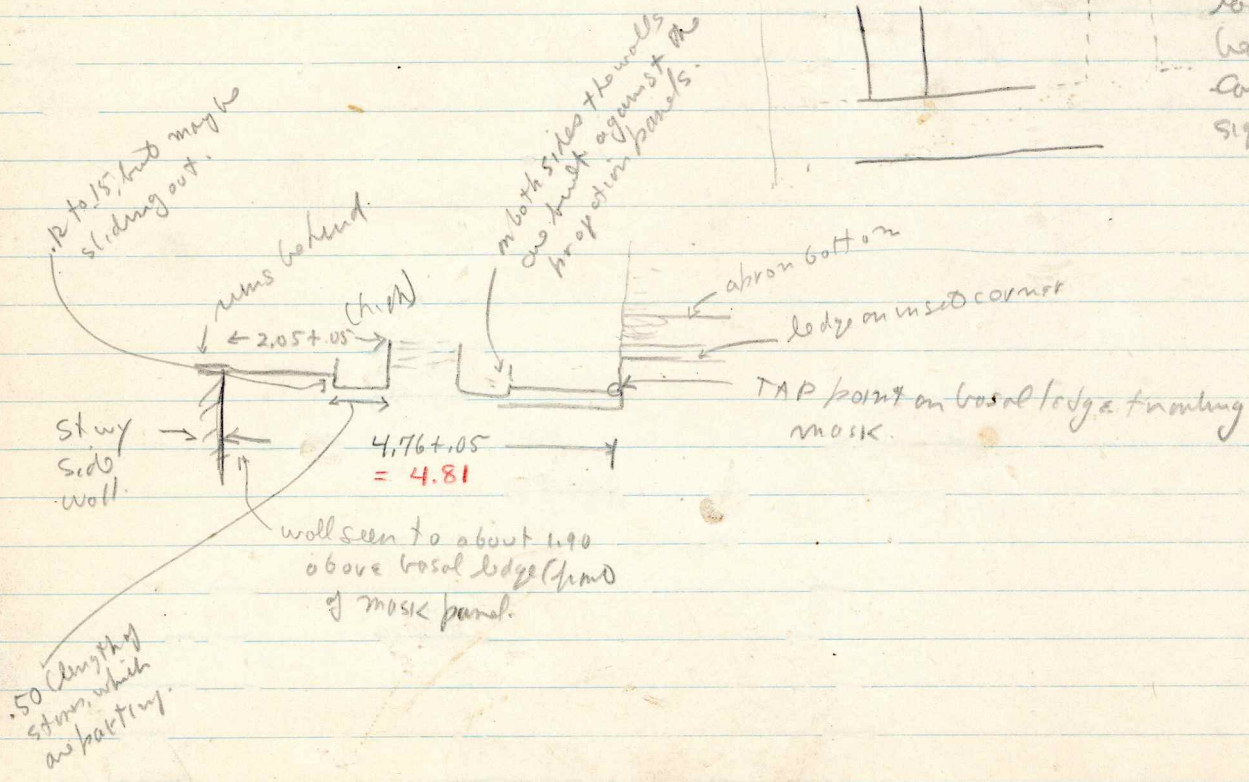
R-4
LS
1937



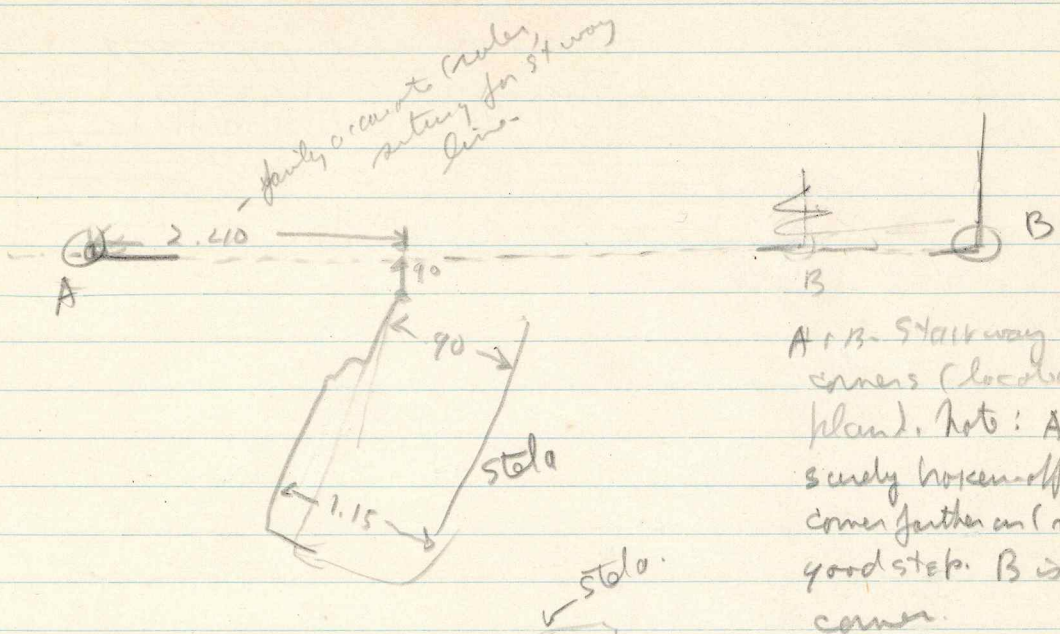
Probably like R-1

Floor?

looks like
bed rock.
Some indistinct
signs of floor in it.




Plan



A + B - Stairway from corners (located on plan). Note: A is almost surely broken-off end of step, corner further on (no side wall, good step. B is same corner.

Section



Stela is about in middle now (hanging over sticics), - a bit to left, probably
 Basic is plain for 40 or 50 cm at top. (P. 2. the under side of stela could be lined over as it's face, after stairway built, & no board in center - this would hold both close to steps.

R-4

LS
1937

R-4

to


Section through Bld. Platform
at top of Pyramid.

h1 = 1.43 above h1

h2 read. 2.34

1.43

3.21



Support fill, with loose crushed stone on top, followed by a
terrace base, which rested on it.

apparently altar was buried.

PIEDRAS NEGRAS 5/22 1936 STR. R-4

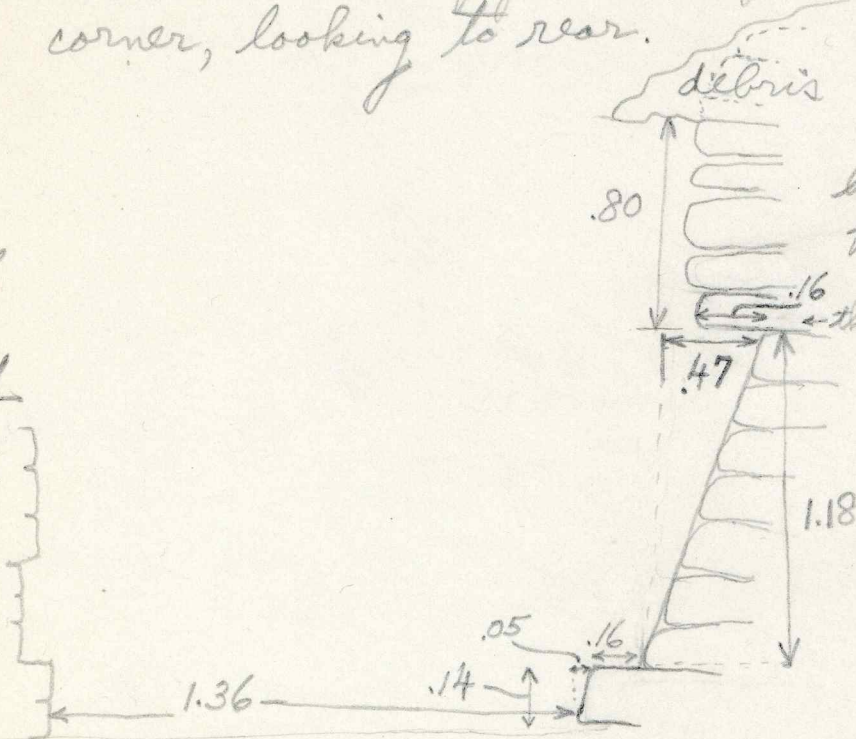
OP. No. _____ MUSEUM CAT. E.C. Jr.

SCALE _____ SEE PHOTO Nos. 1936

REMARKS _____

Section at base of pyramid, right side, near front corner, looking to rear.

base of R-3 pyramid



R-4 pyramid
bulges out a little from original position; is practically vertical.

R-4

1936

Note at Phila, after Sep 4, 1936.

- cleared terraces and piers - (2 or 3 meters vertical measurement)

The stones show a "wall" as found on 1933 section read on the top of the pyramid, from which terracing extends down.

i. e. these stones are those of the temple's basal platform or of piers, unless both of these are lacking.

No time to draw or photograph. This was a hard minute check up.

