

Notes in explanation of building periods.
Beginning with the last sheet - marked Pd. V.

Pd. V. - This is alternative based on Mason's statement that floor was found continuing under lower blocks of wall x which he considered as unit with "sill."
If, ∴, floor continues under sill, which is found wall of grey floor platform; the lower found platform (Pl. 3) is earlier and is here shown alone. Note that at the right near there is a tied junction - this corresponds to the side wall of the grey floor platform below the "apex malding" - see IV. B, or it may have been covered up when the grey floor platform was built, in which case IV. a. could directly follow Pd. V.

IV. B. - This phase may directly follow Pd. V. or may be considered as the original period if evidence of floor going under sill is ignored. Plan of found part of grey floor platform is shown and is another view of its juncture with Pl. 3. The grey floor platform is restored at the left symmetrically to the lower (Pl. 3) platform; disregarding mason's evidence of a possible corner or break in the sill which, ~~would place~~ if considered as the left corner would place the grey floor platform off center in respect to the lower pl. 3 platform. A drop to a lower level in ~~the~~ under lower wall is indicated in this period though never located - it is not shown on Pd. V. showing but should be.

2

IV a — This is not a very successful attempt to explain the position of the "break" in the sill found by Mr. Mason. It is more logically a possible phase of Pd. V. In red is shown the pd. I platform and as it is recon-structed symmetrically with Mr. Mason's "break" or corner a postulated platform, which, by after additions at both sides could in later phases form part of the grey floor platform.

III b. — Another attempt to reconcile junction of left "break" in grey floor platform. Here, as in IV B, the grey floor platform is considered contemporaneous with pl. 3, but extending to left only as far as Mason's break. From here on Pl. 3 platform is recon-structed as on the right end, and its actual corner is considered as a later addition. This, however, is not satisfactory because this corner definitely precedes the phase immediately following and cannot be contemporaneous with it. Another possibility (had shown) would be ~~the~~ an original unsymmetrical arrangement of floor platform ~~the~~ at left than at right.

III A — Pd. of rear platform.

In this drawing, pl. 3 is considered earlier than grey floor platform. Grey floor platform is contemporaneous with rear platform. Possible pd. IV A is shown. i. e. — sequence = Pd. V; pd. III A; Pd. III A.

II c. - Grey floor platform is contemporary with
Pl. 3 (see IV B.). Rear platform is contemporary
with 1st. building period. Floors of both rear rooms =
grey floor. This is red-plaster phase of bldg. Rear
& Wall X are considered contemporary. It is entirely
uncertain whether at this time Wall X connected
with front piers to form gallery or if a smaller
front gallery was built entirely on level of pl. 3.
On this drawing smaller gallery is postulated;
piers are shown in pencil merely to indicate
relative position.

II b. alternate for II c. - 1st building pd. - red plaster
phase + later phase shown in green. ~~Pl.~~ Rear
platform may be contemporary or earlier. Red lines
show red-plaster phase reconstructed using earliest
elements of final center piers, forming 3 doorway
gallery. Pencil piers indicate alternate 5-pier
arrangement. Green lines indicate 2nd phase;
i.e. building up of rear plinth & raising of floors
in rear rooms - 3rd phase = center ~~piers~~ buttresses.
Wall X in this & in phase II c. is considered to
have been later torn down & rebuilt.

II a. Alternate for II b & II c. Rear platform of bldg.
Either contemporary or earlier. Wall X contem-
porary with rear of bldg. Front gallery reconstructed
to correspond with early buttresses - resulting in
five doors. (piers later destroyed - assumption)

I. Sequence I:

① IV B - Grey floor platform is contemporary with pl. 3. and earlier than rear platform; it sets an terrace whose wall is postulated to be under wall of level 5. The limits of which are not known. It is assumed to be symmetrical with respect to pl. 3 platform.

[Evidence ignored: ① Masau's statement that floor continues under lowest blocks of sill.

②. Masau's note of break or corner in sill on left side.

Objections can be removed by inserting other phases - i. e.

V; IV a; IV B. or

V; III b; IV B or

V; III b (omitting symmetrical plan)

V remains objection ①. IV a & III b attempt to reconcile objection ②. A third possibility - assuming an original unsymmetrical plan is not shown.]

② II a, b. or c. - "Red plaster phase"; 1st building period - in this scheme considered contemporary with rear platform. This

15
①. Original "grey floor" period.

Red hatching = grey floor

Only right hand corner of grey floor platform is shown and its junction with lower hand platform which appears to be contemporary. Just behind this junction, grey floor platform is broken off to make room for later construction.

The left hand corner of grey floor platform has not been located.

IA - red, green, blue + blocks = min of 4 phases
 + a Bldg. - i.e. in I + II

TAP Tracing Series:

IA 0-13 Phase A (latest) episodes ↓

Red addition of wings, etc. green + blue.
 This Plan shows everything as when Phase surface ∴ I is late, and A is late - i.e. sequence

Ib Best scheme of Bld. Sequence commits Bld. Platf. ad rear. ∴ small letters are not true indicators.

Ic plan restored on basis of plan 159, doors 2.30. (Something as Ib, some colors differ.)

(+) 4 sub phases
 0-13-175A (1800)

(+) 74=B
 "Red Plaster" = alternant 2

IIa Red Plaster phase elevation looks green but has different pieces, looks from room extension, has end doors; looks sec. rear ext. of Pd. Platf. ∴ Pd II houses Pd. I. 5 equal doors

IIb ↑ green with floors, better shown
 ↑ time
 7 nos 3 + 5 doorways; shutters from room 0.6.1; makes rooms in horizon line, 2 no must also start at level to IIa? adds some green sec. work to Pd. Pl (Rear room is 2nd floor probably with Bldg. of higher plank section shows floor in green - rear)

IIc Red Plaster Phase, Earliest known Bldg. rear + mid rooms - "lowest floor" - section shows no stub-ups Room narrower than IIa or IIb

IIIa Gray floor phase (if 2 (lowering) bottom no end wall) no Bldg. remains; had Bldg. Platform

Early Bld. Platf.

IIIb Red Plaster Platform assumed ending ad Mason's track (+ shown together + see also) No Bldg. Platform - no symmetry to later Bldgs shows that Bldg. Platf. hardly found this one

IIIc 'Earliest' Phase (gray floor level)

IIId 'Early Platform' (must be gray floor level?) and a possible earlier smaller platform? yes - had the 'Boulder Platform'.

(+) (mud to 2)
 - c
 green floor mhw
 same lowest wings

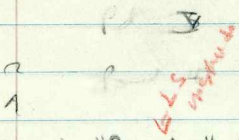
The Periods I-III only to 0-13-157 only. (?) (mud in the cross section)

No drawing?

0-13-157
 0-13-220(?)
 0-13-34

question is lowest mentioned by geom (LS note) - 1st (late) sample on it.

0-13-2nd TAP on 150 of this is (grey floor platform) = (Panner - was called Plot of Boulder 0-13-2nd)



0-3-1st "Period 3" (Sheet 413) (near)

"Period 2, Phase B ("new system") } "red lobster phase?"

"Period 2, Phase A. "billboard to be red colored"

Period 1, Phase A

- B
- C
- D

} Iso term fact
" room
stone " turn
" room

Plan - both - all kinds, with
Plan of Mrs. L. L. L.

Cross Sect. with stone marked

TAP plans found at work
of B.I. + B.I. Platform
- study is later level.
(0-13-1st)

TAP many Series Plans.

- I A
- I b
- I c
- II a
- II b
- II c
- III a
- III b
- IV a
- IV b

← surely the latest.

all show the
3 rooms + phase

4 Phases for 0-13-1st

← the earliest with the 3 rooms

shows near corner of 13th plot. "Grey floor phase" ← 2 earlier plot forms, no body
of 0-13-1st or on since it.

grey floor platform.

Earliest phase (still same level?) - i.e. about time of 0-13-1st B.I. Platform.
looks same level - i.e. note the plot of the Boulder.

Looks like from B.I. Phase
has a
new, somewhat
not used for platform
from plot.



(2nd 5th)
M. L. L. L.
L. L. L. L.

Small fragments of
P.I. II shows
P.I. III - "wall"
date: 1921

Str 0-13-4th^u - see tracing Iso: does not show boundary but contains 70
"Pd II on Section (X, Y, Z).

Str 0-13-3rd (?) = possible deep house before 2nd

"Str 0-13-2nd" = "Pd II on Section 2. (Superior possible Pd III (i.e. earlier? - yes look 'y'
shows strata going down

x Str 0-13-1st ("Pond") - Iso tracing

x Str 0-13-1st - ("Red Plaster Phase" - "Pond II (2)

Shaded Area
3 main points.

* large, w. the pyramid

0-13-311A) "Boulder" Plat. (see also) change to 1 level upper (Bldg?) platform + step off rd + road only
Supp. Plat.
2 terrace Pyramid.

0-13-201

0-13-311) Floor (?) 80cm ± above Boulder Platform - find the evidence; if good use A+B.
- This covered still was with 2 terrace pyramid + high Supp. Plat. (Hwy - B).
✓ yes - see TAP drawing with p. 5 note: "lower floor" (below the boulder steps) runs back
4.20: then roughness of rock of cut:

This is, to hand, the top of "Terrace A", about 5.00 below gray floor + some base of rubble walls
- as shown, seems to make "Terrace A" the horizontal top of a stairway

0-13- _____ "Boulder" Plat. see also (change to Bld Plat (?) with step
Supp. Plat.
2-Terrace Pyr

Pd. 4. (Plinth 3, if earlier than Pl. 2 for

Pd. 3 - gray floor Plinth form (Plinth 2 plinth form)

IV B

O-13-1ST-C

- the higher rear section
when m. on side.

See Big. also

IV B: shows the 2 plinth - building plot (?) - on suggested Supp. Plot

IV A gives relationships to piers, etc. indicates possibility that
gray floor Plinth is ^{part of high Plinth} ~~part of high Plinth~~ Plinth form which survived
later at rear - is with rear high wall, used corner, etc.

III a Latter assumption illustrated as possibility (means of
there was a Pd. 4

NB The front of the gray floor Plinth form (Plinth 2, surely) forms
a narrow arched plinth front of front wall of middle room,
to end. (IA, IB, III a, overlaid

Pl. 2 Phase B. (Red Non)

0-13-15 - B.2

Shed IIa (The double-door outside Mid. Plot, with lower front level may survive from pre-1917 period - and be the grey floor (bottom); but presently with an entirely new building - but only evidence that seems to be plaster running under - not very safe. ^{new under way, drawing is,}

Note: if both levels of grey floor plot. were cut, + history was history, this would be earliest "level" of 0-13-15.

IIa - The Mid. Platform - complex, ^{typical style} high doors; 3-rooms in file, near two narrow, ^{typical style} modified rectangles.

IIa - wide front gallery above, 5 doorways.

alternative IIb - same, 3 very wide doorways

IIc - same, narrow front room (much longer if lower front Plot. is covered as expected).

Phase A

0-13-15 - B.1

IIb. Modification of sides + rear of 2nd terrace of Mid. Plot, ^{near}

raised rear room floor.

middle rear floor (also heather?).

But then narrow doorway to middle room

Between either side of it in front room.

TAP's "0-13", Pds. 4 to 1 are for the Bldg. - "0-13 Bldg. Period."

Has Roman Numerals on sheets e.g. Pd(3) = Gray floor platform - see Sheet II B.

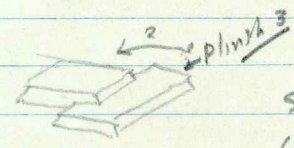
(Pd. 4 is earlier assuming gray floor plat. is on an earlier floor (JOM notes - may be omitted: to this see sheet V)

Concl. the Roman Numeral "Periods" on TAP section are not those of the sheets, nor the "Periods" of the Bldg.

Plinth 3

Pd. 4^(?) - the front and wide part of gray floor Platform, if separate, was earliest in this level: - this is the "original Plinth 3 Platform" Sheet V platform and lower

Pd. 3 - the gray floor platform complete "T" form, 2-level platform:



Sheet II B (Plan, Elev, ISO).

(NB gray floor level is lowered toward by JOM - 2 rear rooms integrated at this level. 1.2 high

"Plinth 2" = Gray floor floor pl. Plat. - built on Pl. 3 - possibly contempor with it (i.e. no Pd. 4)

Pd. 2 "First Bldg. Period" - i.e. the earliest in which we have Bldg.?

Phase A - not mentioned in TAP's description

unsatisfactory alternatives *

Phase B - Red Plaster Phase

see sheets II a, II b, II c

In the reconstr: "Wall x" is an outside wall; Plinth 1 + "rear Platform of Bldg" contempor with 1st Bldg wall.

* But Phase A shown on II b.


2 rear rooms - lowest floors - at gray floor level - ± built on gray floor platform - a real hook.

Clear: this is a 3-room Temple, the front room long, and very doubtful in details - even to level.

The middle rear rooms are on one level (gray floor level).

Phase A. (chronol. 2nd phase). - raised rear plinth. (II b given lines)

Plinth 1 - presumably front of m. cell rooms; see cross-section (p. 26-27) - the other head, flush with Pl. 2.



Wall x
raised

Pd. 1 "Final Review"

Ia, Ib, Ic
alternates

0-13-157-A.4	Per Ia	Phases	D red	Label Ext. of Mid. Plot. (avoided ext. from new trans gallery and "cells")
-A.3			C blue	narrowing of trans doorways with thick or thin wall/pipe extensions
-A.2			B green	5 Panels of "pilasters" (2 central near ones ext. and existing ones)
-A.1			A purple	Blocking up inner end of "Ramp F" (ic?)

Per Ib	D red
	C purple
	B green
	A blue

-A.3	Per Ic	C red	Label ext. of Mid. Plot; New trans gallery + "cells"
-A.2		B green	narrow some trans doorways; down to near rim
A.1		A blue	