

IndexEAST GROUP

E-1 Str. 0-13
 E-2 " P-7
 E-3 Test Pits 18 to 21
 E-4 Cave on hill
 E-5 Test Pit #24
 E-6 Test Pit #25
 E-7 Str. 0-7
 E-8 " P-6
 E-9 to
 E-19 Numbers not used
 E-30 Sur. col. by architect
 E-51 Str. 0-12
 E-52 " P-7

MISCELLANEOUS

M-1 to
 M-22 Various Positions
 M-23 Rufino's 1934 Milpa
 M-24 Unknown - not from P. N.
 M-25 Surface, S. E. of N. E. section
 M-26 Jose Lopez's 1935 Milpa
 M-27 Rufino's 1935 Milpa
 M-28 Trail up hill, camp to base of
 E-5
 M-29 Court 1
 M-30 Guatemalan side of Usamocinta
 River opp. Yachilan.
 M-31 1934 Season. Positions un-
 known.
 M-32 N. E. Section
 M-33 Rufino's 1936 Milpa
 M-34 Don Victor's house, 1936
 M-35 Bet. P. N. and Porvenir

NORTH EAST GROUP

N.E-1 Cave at Survey Pt. 1869
 N.E-2 Str. E-3
 N.E-3 " E-4
 N.E-4 " J-29
 N.E-5 " J-28
 N.E-6 " E-1
 N.E-7 " E-2
 N.E-8 Pit on slope to river
 about 25 m N.W of Mound
 E-2

EAST GROUP

Str. 0-7 E-7
 " 0-12 E-51
 " 0-13 E-1
 " P-6 E-8
 " P-7 E-2
 " P-7 E-52
 Cave on hill E-4
 Sur. col. by Arch. E-50
 Test Pits # 18 to 21 E-3
 Test Pit # 24 E-5
 Test Pit # 25 E-6

NORTH EAST GROUP

Str. E-1 N.E-6
 Str. E-2 N.E-7
 Str. E-3 N.E-2
 Str. E-4 N.E-3
 Str. J-28 N.E-5
 Str. J-29 N.E-4
 Cave at Survey Pt. N.E-1
 1869
 Pit on slope to river N.E-8
 about 25 m N.W of
 Mound E-2

SOUTH GROUP

S-1	Strs. R-11-a & b
S-2	Str. R-3
S-3	Test Pit # 35
S-4	Test Pit Ravine behind R-5
S-5	Str. R-4
S-6	Test Pit # 34
S-7	Test Pits # 29 and 30
S-8	Test Pit # 27
S-9	Str. Q-4
S-10	Test Pit # 28
S-11	Str. R-2
S-12	Terrace behind (South of) Str. R-3
S-13	Sur. Col. by architect
S-14	Sur. col. by architect - (House mounds) South of Malers Transverse Valley.
S-15	Burial No. 10 in front of Str. U-3
S-16	Str. R-5
S-17	Str. R-1
S-18	Str. R-16
S-19	Test Pit through wash from platform Str. R-18. Back of Str. R-3
S-20	Test Pit through Str. R-19
S-21	Str. R-9
S-22	Str. R-10

SOUTH EAST GROUP

S.E-1	Str. V-1
S.E-2	Very small low mounds, N.E. of Str. V-1
S.E-3	Roughly hemispherical mound, on terrace "N" of upper court
S.E-4	Test Pit # 42
S.E-5	Test Pit # 39
S.E-6	Test Pit # 38
S.E-7	Test Pit # 40
S.E-8	Test Pit # 41
S.E-9	Str. S-2
S.E-10	Str. S-17
S.E-11	Str. S-18
S.E-12	Str. S-19

SOUTH GROUP

Str. Q-4	S-9
Str. R-1	S-17
Str. R-2	S-11
Str. R-3	S-2
Str. R-4	S-5
Str. R-5	S-16
Str. R-9	S-21
Str. R-10	S-22
Str. R-11 a & b	S-1
Str. R-16	S-18
Burial No. 10 in front of Str. U-3	S-15
Sur. Col. by architect	S-13
Sur. Col. by architect (House mounds) South of Malers transverse valley.	S-14
Terrace behind (south of) Str. R-3	S-12
Test Pit # 27	S-8
Test Pit # 28	S-10
Test Pits # 29 and 30	S-7
Test Pit # 34	S-6
Test Pit # 35	S-3
Test Pit Ravine behind R-5	S-4
Test Pit through wash from platform Str. R-18. Back of Str. R-3	S-19
Test Pit through Str. R-19	S-20

SOUTH EAST GROUP

Str. S-2	S.E-9
Str. S-17	S.E-10
Str. S-18	S.E-11
Str. S-19	S.E-12
Str. V-1	S.E-1
Roughly hemispherical mound, on terrace "N" of upper court	S.E-3
Test Pit # 38	S.E-6
Test Pit # 39	S.E-5
Test Pit # 40	S.E-7
Test Pit # 41	S.E-8
Test Pit # 42	S.E-4
V	
Very small low mounds, N.E. of Str. V-1	S.E-2

WEST GROUP

F-1 Plaza trench
 F-2 Str. J-2
 F-3 Str. J-1
 F-4 Str. J-3
 F-5 Str. K-5
 F-6₁ to
 F-6₂ Str. J-23
 F-6₃ to
 F-6₄ Str. K-5
 F-7 Str. K-6-a & b
 F-8 Str. J-12
 F-9 Test Pit # 6
 F-10 Test Pit # 15
 F-11 Test Pit # 7
 F-12 Str. J-6, J-6-2nd, J-7, J-7-sub
 1 and 2
 F-13 J-15
 F-14 J-21
 F-15 J-20
 F-16 J-4
 F-17 Burial # 5 in Str. J-5
 F-18 No number
 F-19 Test Pit # 3
 F-20 Test Pit # 12
 F-21 Test Pit West edge of West plaza
 F-22 Test Pit # 8
 F-23 Test Pit # 4
 F-24 Test Pit # 5
 F-25 Test Pit # 2
 F-26 Test Pit # 11
 F-27 Test Pit # 1
 F-28 In front of big stone, east of
 Str. K-5
 F-29 Sur. col. by architect
 F-30 Str. J-9
 F-31 Str. J-11
 F-32 Str. J-8
 F-33 Str. J-13
 F-34 Str. J-10
 F-35 Stairway on terrace below N.E.
 end of Str. J-22
 F-36 Str. J-22
 F-37 Str. K-1
 F-38 Str. O-17
 F-39 Str. O-15
 F-40 Str. O-16
 F-41 Str. K-1
 F-42 Str. J-17
 F-43 Str. J-5

WEST GROUP

Str. J-1
 Str. J-2
 Str. J-3
 Str. J-4
 Str. J-5
 Str. J-6, J-6-2nd, J-7, J-7-sub
 1 and 2
 Str. J-8
 Str. J-9
 Str. J-10
 Str. J-11
 Str. J-12
 Str. J-13
 Str. J-17
 Str. J-18
 Str. J-20
 Str. J-21
 Str. J-22
 Str. J-23
 Str. K-1
 Str. K-5
 Str. K-5
 Str. K-6-a & b
 Str. K-1
 Str. O-15
 Str. O-16
 Str. O-17
 Burial # 5 in Str. J-5
 In front of big stone, east
 of Str. K-5
 Stairway on terrace below
 N.E. end of Str. J-22
 Sur. col. by architect
 Test Pit # 1
 Test Pit # 2
 Test Pit # 3
 Test Pit # 4
 Test Pit # 5
 Test Pit # 6
 Test Pit # 7
 Test Pit # 8
 Test Pit # 11
 Test Pit # 12
 Test Pit # 15
 Test Pit West edge of
 West Plaza
 F-3
 F-4
 F-16
 F-13 W-12
 F-32
 F-30
 F-34
 F-31
 F-8
 F-33
 F-12
 F-13
 F-15
 F-14
 F-36
 F-6-1
 to F-6-5
 F-11
 F-5
 F-6-6
 to F-6-21
 F-7
 F-37
 F-39
 F-10
 F-38
 F-17
 F-28
 F-35
 F-29
 F-27
 F-35
 F-19
 F-23
 F-34
 F-9
 F-11
 F-22
 F-26
 F-20
 F-10
 F-21

ADD TO CAT,

S-11-14 ✓

S-11-15 ✓

S-21-61 TO 63 ✓

Date	Bag	Object	Position	Remarks
7/2/37	AL	Floor concrete, stucco, + sherds.	From probable floor level behind right side of left front pier, .90 above its base. See notes of 7/2/37.	

<u>Bag</u>	<u>Number</u>	<u>Object</u>	<u>Remarks</u>
------------	---------------	---------------	----------------

AL	E-1-208	Floor concrete	Contains pebbles.
AL	E-1-209	stucco	Mouldings, etc.
AL	E-1-210	sherds	With stucco.

<u>Bag</u>	<u>Number</u>	<u>Object</u>	<u>Remarks</u>
A	M-27-2 M-36-1	Fig. frag.	Upper part of body + shoulders with heavy cape.
A	M-27-3 M-36-2	" "	Bird head with long neck + long beak.
A	M-27-4 M-36-3	" "	Animal head with pointed snout.
B	M-35-3 M-37-1	" "	Two-noted whistle. In bird form(?)
B	M-35-4 M-37-2	" "	Human form whistle with head tilted to one side. May be from Rufino's 1935 milpa. Eroded.
B	M-35-5 M-37-3	" "	Eroded animal head with pointed nose. May be from Rufino's 1935 milpa.
C	M-32-2 M-38-1	" "	Eroded human head, with headdress tassel above forehead. Surface find probably from N.E. section.
D	M-28-2 M-39-1		Eroded animal head with snout. Dog(?)
E	M-28-3 M-39-2		Right side of seated figure.
F	M-40-1	Modelled frag.	
G	M-41-1	Modelled frag.	Sherd with "dots".

Bag SheetMiscellaneous

<u>Date</u>	<u>Bag</u>	<u>Object</u>	<u>Position</u>	<u>Remarks.</u>
3/-/37	A ✓	Figurine fragments	Rufino's Milpa beyond Maler's rock. (1935 milpa)	
3/-/37	B ✓	Fig. frags.	Found by Rufino between P.N. 4 Porvenir	
4/-/37	C ✓	Fig. frag.	Found by Teofilo, probably in N.E. section.	
4/-/37	D ✓	Fig. frag.	Found by Guadalupe on trail up the hill.	
5/-/37	E ✓	Fig. frag.	Found by Rufino on trail up the hill.	
6/-/37	F ✓	Modelled frag.	Road to Teosique, near camp. Found by Guadalupe Golonzy	
6/-/37	G	Modelled frag.	Position unknown.	

Street.

Bag Sheet ^{ad}
STN E-1.
op NE-6 NE-6

Pat	Objects	Position	
May 18.	D Skeids etc.	Sagpo dehis at base, S. East, ex. side	Excavation for bath. - from surface or collapsed side of platform.

Bay

Cut No

Objects

REMARKS

D

NE-6-12 ✓

Sheds.

Fine ware, husk (not carving
at min at least); Poly. A-1.

Draw

"

NE-6-13 ✓

Fig. Head

The "old god" ?



← wash
with
acid.

Bag Sheet


NE-6 and Study Sheet Str. E-1

<u>Date</u>	<u>Bag</u>	<u>Object</u>	<u>Position</u>	<u>Remarks.</u>
5/18	D ✓	Sherds	Debris on S.E. side.	NE-6-12

St. R-3 Bag sheet
+ study sheet.

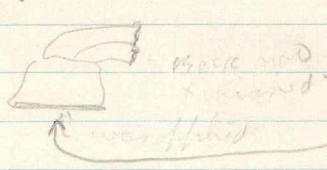
op. S-2

Date	Bag; cont. no.	Object	Position	Remarks
June 16	A (S-2-73	Plaster Sample	On lower terrace wall, rt. side, near near base.	.01 to .02 thick; small amount of crushed stone, which is not conspicuous in section as on I-7-Sub. 2 and U-3-2nd. Color gray, but bits of charcoal not evident.

Date	Bag	Ob.	Position ↓	Remarks
May 29	A ✓	shreds, mod. frag.	debris or fall, low, front of panel, right side.	Stucco adheres
	B ✓	Stucco Frag.	"	stone repair with red painted plaster.
	C ✓	shreds	Plaster, high, well above floor level, left part of panel, near, between sunken panel & out set.	stucco adheres 
	D ✓	stucco fragmen	See next sheet.	
June 16	E ✓	Shreds.	On floor material about 2.00 to right and a little forward of column altan at top of pyramid - below surface layer of building stone.	Can Modelled cement fragments - see previous years (more?).

Bag	Cat No	Object
A	S-5-8	8 Shards.
"	S-5-9	1 modeled frag Fragment
B	S-5-10	Stucco Fragment
C	S-5-11	9 Shards
D	S-5-12	Stucco Fragment
E	S-5-13	6 Shards

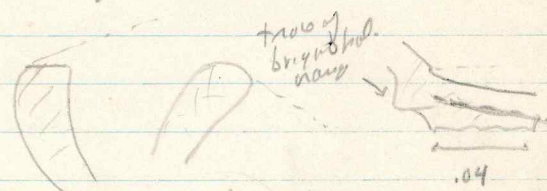
Remarks
 (medium thick to thick)
 All interiors ~~not~~, stucco traces on six, & in two cases over fractured surfaces. Plaster is both rough hard white and very irregular gray.



Back not finished. Was applied to another surface.

Flood (eroded) surface .01 to .014 thick gray, on limestone spall; max thickness .03

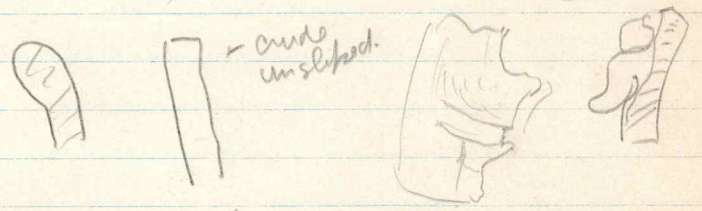
A yellowish orange "paint" follows extremely rough (as eroded) surface & may be moss but looks like paint.



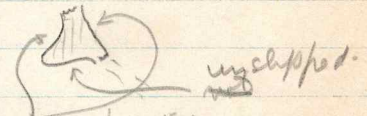
Bot. is curved seems to be a flanged bowl.

Six, including three, show stucco evidence, white or gray (as in Bag A).

Thin, limestone slab & hollow bodied, w/ paint - feather work (?)



4 probably from modeled pieces
 1 from fange bowl (?)



slightly hollowed
 Piece of Laminar with clay around a piece of crushed limestone, both ~~hard~~ & has burned


Date
May 11

Bag A ✓
Objects Sheds

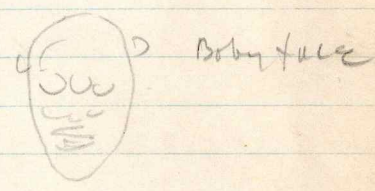
Position
1.00 left of left side of
stairway, about opp.
lowest step. Small
area - barricaded

Remarks

1931 dump
color line, dark above.
secondary
floor.
Came. I continued + go
hard of ← from secondary
floor, - almost surely all
these sheds were on surface
or in this floor. Reported not
at its base, nor did I find
any, though they were 0.5-1.
10 cm diam in 1-













B ✓
Objects Fig. dolls




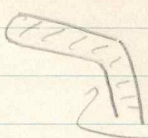

C ✓
Objects Sheds,
Fig. etc.

Position
R+ of stairway.

general clearing - probably
surface - little chance of
coming from interior of
platform, which has not
collapsed except a very
bit at top. Might be
mix two of two floors; but
not positive reason to
suspect this led differs in
level from Bag A.

Bag	Cat	Object	Remarks
A	S-11-8	5 sherds	Small piece bone discarded 
	Bag 1	41 sherds (10 discarded)	soft, highly broken, 1/2 only.  orange or (orange?) lines
	Bag 2	8 sherds. (incised composite silhouette for head - "grater bowl")	<p>Pair of "grater bowls" = .0035 thick</p> <p>Pair of food, probably hollow: .045 max width of attachment mark</p> <p>← looks like same host (soft buff, no temper apparent. 1 small hole.</p> <p>"punchish"</p> <p>draw   </p> <p>Hosts & remains of rays slts, the inner edge - basically certain this is part of the grater bowl sherds + the food later, - no question - they fit another part of rim</p> <p></p>
	Bag 3	10 sherds.	<p> ← MB's dark in light orange. (heavily oxid)</p> <p> Clay pellet, .011 dia.</p>
"	S-11-9	Fig Fragm.	
B	S-11-10	Fig Head	Analogue 
"	S-11-11	" "	Roby face, "noach hoodness"
"	S-11-12	" Frag.	Bluegreen paint traces

5
C 5-11-13 31 Sheds
16 discarded

Remarks
 cream slits

 looks like orang bars -
the lighter orange gm.
one eroded shed of fine soft orange paste

" 5-11-14 Fig head +
hard of body




5-11-14 ~~Wing Frag.~~

Date
 May 29

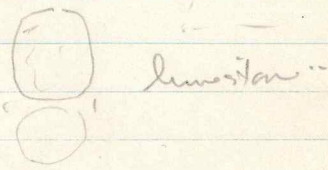
Bag Position

A ✓
 Sheds
 Surface debris, right side of lowest stairway flight, ^{and} angle formed by right projecting wing of stela platform terrace.

Remarks
 Very little chance of these coming from interior of construction, unless from the right wing.




B ✓
 Stone object.



C ✓
 Sheds
 Surface debris on stela terrace - right side of stairway.

Remarks
 Must mix with interior pieces possibly by terrace body fallen. Large pieces humic, 10 ± max dia. discarded.

D ✓
 Stucco fragments



E ✓
 Shed
 Debris in Bldg. Platform indentation

(Six to).

F ✓
 Stucco fragments
 Surface debris along right side of Bldg Platform.

1, discarded has limestone flake in it.

Bag A Cat No S-16-5 Object 10 Shards

Remarks Eroded, no slips remaining.
Prunfer, (arens .02 shouldered alla?)
shell foot
r flattened

B S-16-6 Stone Object

Stone is disintegrated
L rough
Some stone
hexagon
r flattened
135
.10+

C S-16-7 Bag 1 7 Shards

dark red orange (dull)

" Bag 2 6 Shards

no slip reman.
Bad die only about .07 to .075
fine cream slip than s hard
very rough in row
applied

" Bag 3 14 Shards

insides

" S-16-8 Mod. Frag.



D S-16-9 2 Stucco fragments



E S-16-10 1 Shard

Fine lustrous redish orange
band of grey (and) slip

F S-16-11 4 Stucco Fragments



Date
Apr 30

Bag	Objects	Position
A ✓	Stucco Fragments	Basal Platform, ^{of right} panel, its right half. On and above floor.
B ✓	"	Same, left half (next stairway)
C ✓	Thin stone slab, incised lines	"
D ✓	Stucco Fragments	Second ^{pyramid} terrace in front of panel - on & above floor. Its right half.
E ✓	"	Same, its left half, next stairway
F ✓	Skend.	Deep Trench at top rear; no floors or certain walls encountered; well below surface

Sketches of fragments:


- Fragment 1: A circular fragment with a central hole, labeled 'C'.
- Fragment 2: A rectangular slab with incised lines, labeled 'slab of stone' and '2.05 ±'.
- Fragment 3: A fragment with a double curve, labeled 'double curve'.
- Fragment 4: A fragment with a flat relief, labeled 'flat relief of hand' and '.015'.
- Fragment 5: A fragment with a circular hole, labeled 'circle' and '.035 relief'.
- Fragment 6: A fragment with a circular hole, labeled 'circle' and '.03'.

Notes on fragments:


- Several thin slabs discarded in field - .015 to .02 thick.
- 13 small fragments discarded in field.
- 18 small frag. discarded in field.
- Corner. Belongs to large foot for Flange bowl?


May 3

Date	Bag	Objects	Position
May 3	G	Stucco Fragment	From excavation of right pyramid tenace
10	H	Shards	Stela tenace, 120 from rt stwy wall, 40 from of panel at floor level
11	I	Shards	Court floor, 1 strip 1.00 wide, along rt. wing of stway.
	J	Stucco.	Front of panel, rt side of stwy, lower tenace. See sketch plan.
Missing?	K	1 Sherd.	On rt side stairway, near bottom.
	L	Shards.	Apparent surface debris, clearing on plaza around rt. side of stela 28.

 laminations on thin stick (?)
 Possibly a concretion or stalagmite.

Amulet. Examined the shot: (L.S.) - no f.p. here, but this is in corner. Practically certain these were on floor or in stucco.



 L.S. str. - gout surface position.

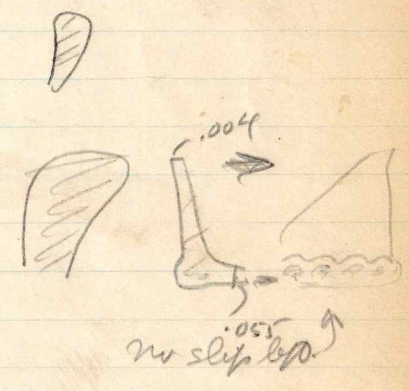


Photo Map - w. the Paris Pt.

h2

Date _____
Page _____
Object _____

Pre-l.
Study
Sheet


Bay Cut No Objects

REMARKS

- A ✓ S-17-14 ✓ Stucco Fragments
- B ✓ S-17-15 ✓ " "
- C ✓ S-17-16 ✓ Incised stone slab
- D ✓ S-17-17 ✓ Stucco Fragments
- E ✓ S-17-18 ✓ " "
- F ✓ S-17-19 ✓ Sherd.

Not marked yet
← Trace of bright red paint. on no.

(missing)
Not marked



polished brownish black
slit marks on outside
top & bottom dull
large food grayish black.
(mottled - sub-vent shade)

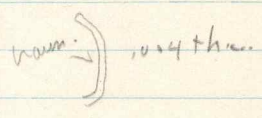
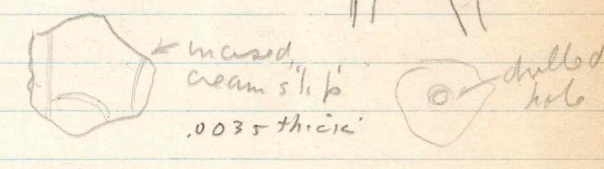
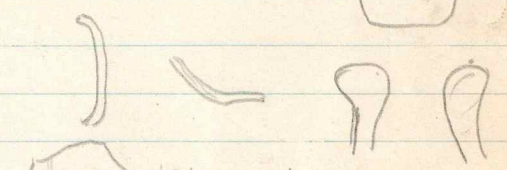
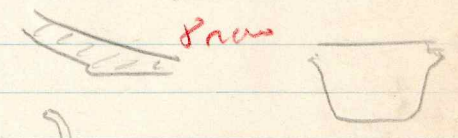



G ✓ Discarded. (stalytite fragment, small)

H ✓ S-17-20 ✓ 17 Shards
(10 discarded)



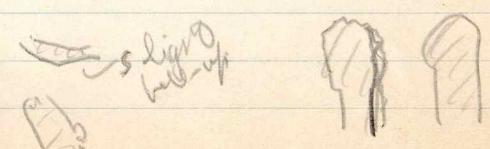
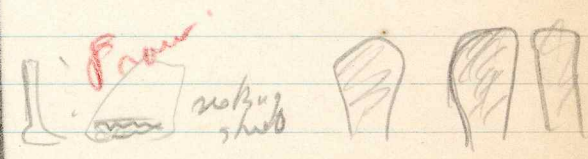
I ✓ S-17-21 ✓ 53 Shards
(7 discarded)



J S-17-22 ✓ Stucco

K Missing

L S-17-23 ✓ 24 Shards
(6 discarded (very small))



" S-17-24 ✓ Fig. Head



1937

Bag + study sheet

Test Pt - wash from U-15 S-19.

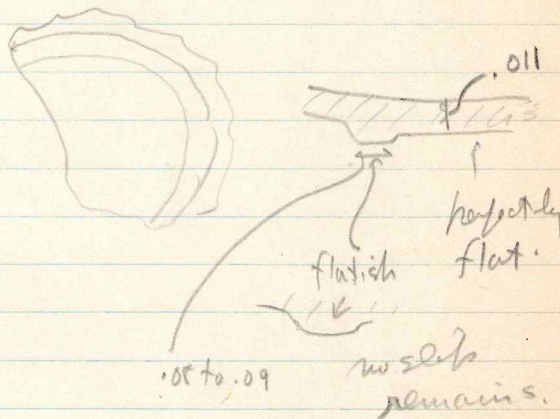
Date	Bag	Position	Remarks
Jun 5, 37	A	^{obj} Island. Lying beside pit, level unexamined.	Probably removed from wall of pit in 1937 by L.S., but position not noted. When picked up, fresh dirt adhered. Level unexamined.

Prel. Study Sheet

Bag	Code No	Object
A	S-19-10	Island.

Remarks.


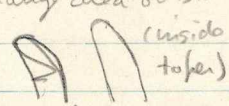



Ring base, nearly complete.



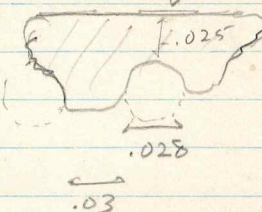


Bag Cat. No Object.

Remarks







A ✓ S-20-8 ✓ 4 Shards.


 Lustrous, black inside
 Block, yellowish orange area outside
 the rim:  (inside top).
 animal bone frag. discarded
 lustrous orange, in & out
 lustrous orange in, no slip, both
 bottom begins.


A ✓ S-20-9 ✓ 3 pieces Wattle clay.


 remains of a final coating, very thin, dirty brown color. which follows hooves - a subsequent deposit.
 .03
 .018 or more.
 .004 E
 no other discarded.


B S-20-10 ✓ 25 Shards.

 lustr. orange.
 or. in cream slip.
 ditto, + blocky.
 lustrous both sides
 Draw?
 remains of orange on white slip.
 .045

" S-20-11 ✓ Fragment of flint Knives.

 .007
 .045
 concave surface
 2 pieces of broken quartzite, one a river pebble, discarded; plus 1 an. bone fragment.

C S-20-12 ✓ 17 Shards.



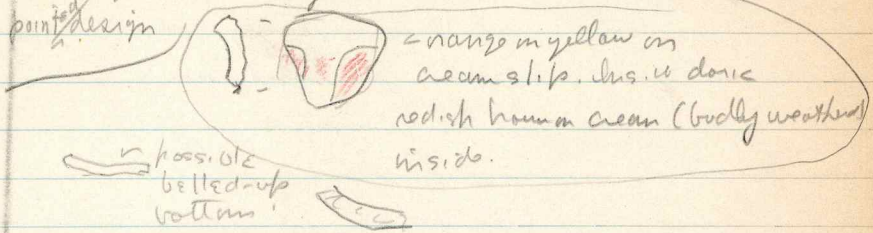

 no slip shards picked out in this group.

C S-20-13 ✓ Muddled fragment

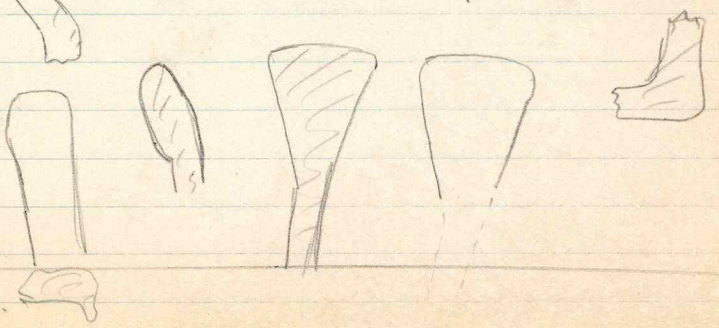
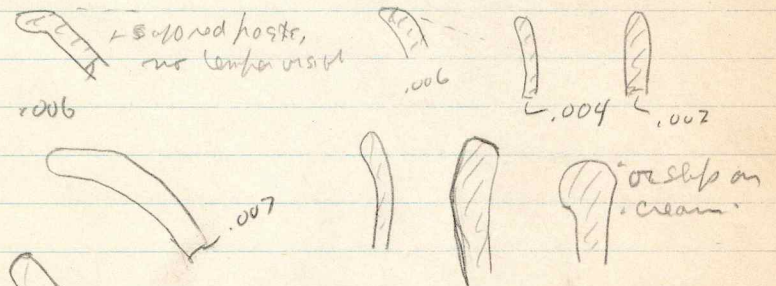
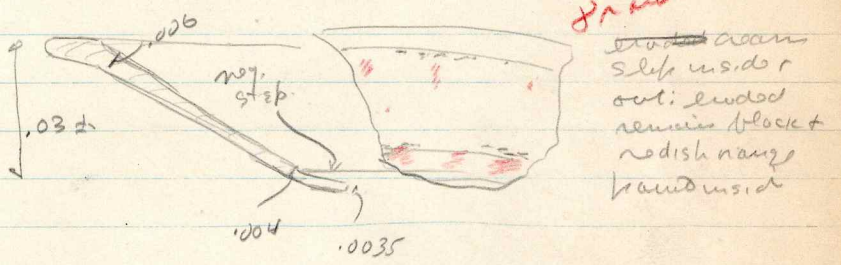
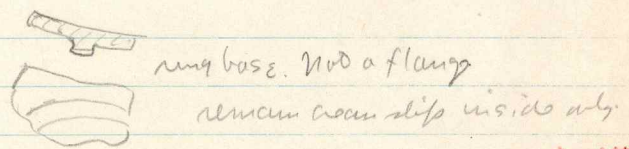

D S.20-14 ✓ ~~Shards~~
 Bag 1 84 Shards

Weathered, in most cases.
 badly weathered inside faces, mostly smooth, some large stroked cupole shards; this was, however, pointing design

Bag 2 36 Shards



fluting, 3 bars to .018, which equal to groove - remain y. cream slip. out.



D S.20-15 ✓ 2 Modeld Fragment

Bag

Cut. No

Object

Prep Study

Stc
Op S-2c

E

S-20-16

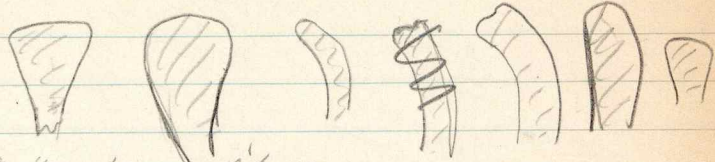
Shards

Remarks

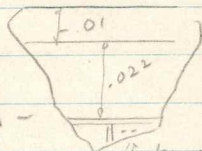






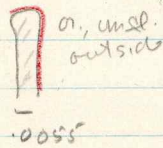

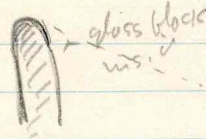
Bag 1

27 shards.

Rims



9 "cojotes" mostly remaining.



glossy black slip on s of D base
gray "slate (?)" paste.

This clay has a away like
finer orange


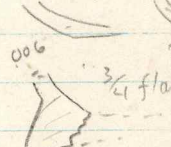
Ch. this with J-2 drain shards (R in 5 + 6).
+ with J-12 on floor (Yorcha).

11 Shards.

Bottom junctions:




2 + no orange base in cream











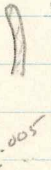

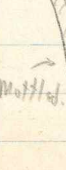

no slip remains



inside lustre orange with s of D black line out. unslipped.

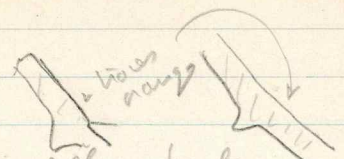


over.



Bag	Cat. No	Object	Remarks	Str. Op.
E	S-20-16 Bag 3	continued 27 Sheds.	Intermixed shreds  dark margin red/black line creamy slip (from which some color has eroded.	S-20
	Bag 4	120 Sheds	Intermixed - unslit or eroded.  narrow creases as well this shed. might be cylinder join.	
E	S-20-17	Fig. Fragments		
F	S-20-18 Bag 1	31 Sheds	Rims: 9 heavy unslit.   .007 slip in + out (also)  .006 slip Creamy Col. holes traces on slip inside.  .005 slip Black + red on slip + 0 pink slip.  .006 slip on band. black band block  .005 slip Black on orange yellow with dark or. or red on glyphs  .005 slip red band on yellow + black line  mottled slip in slip  .005 slip 2 missed lines	

Bag Cat Object
 F R
 S-20-78 continued
 Bag 2 9 Shards

Bottom junctions.




typical glaze bands, several perhaps bands + band - soft, mudd of band gaps; color paste brick, buff.



Started on bottom + side.

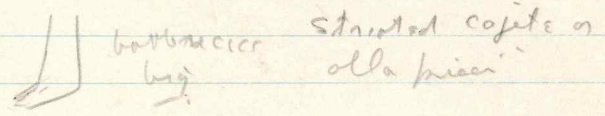
Bag 3 57 Shards.

dullum - banded or slabs.

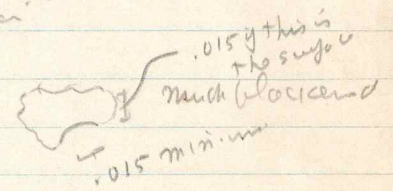


Bag 4 128 Shards
 3 long pieces discarded.

Unslipped or slip band - mostly heavy

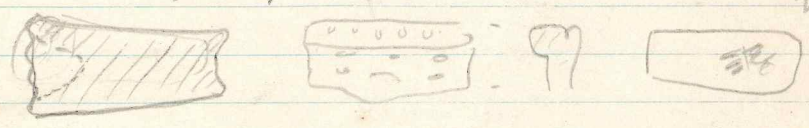


- 1 Pieces with clay discard.
- 1 Pair hollow quartzite, shaming
- part of pottery surface, discarded
- 2 pieces long bars, .02 to .025 dia discarded.



Almost had no signs of complete skeleton - he thought them animal.

S-20-19 8 Mud Fragments



Bag

Cat. No

Object

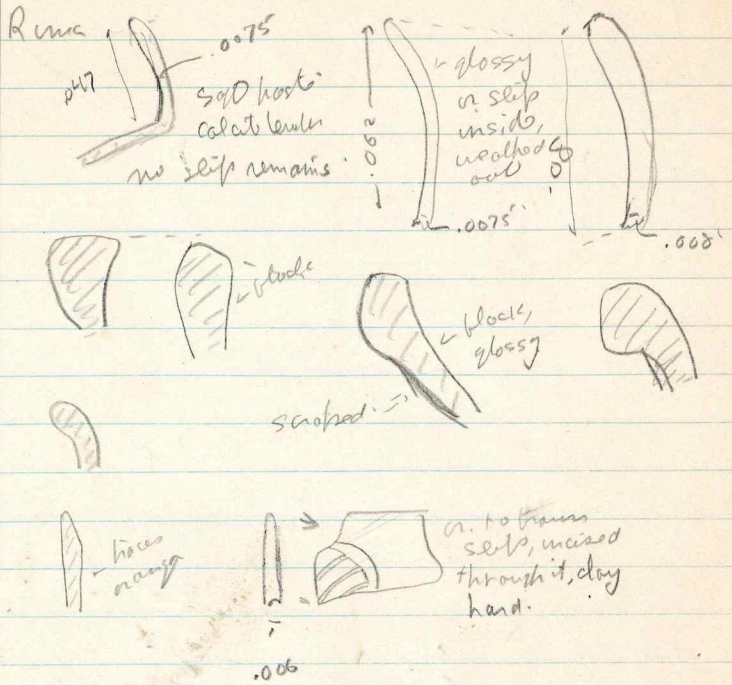
Remarks

G

S-20-20

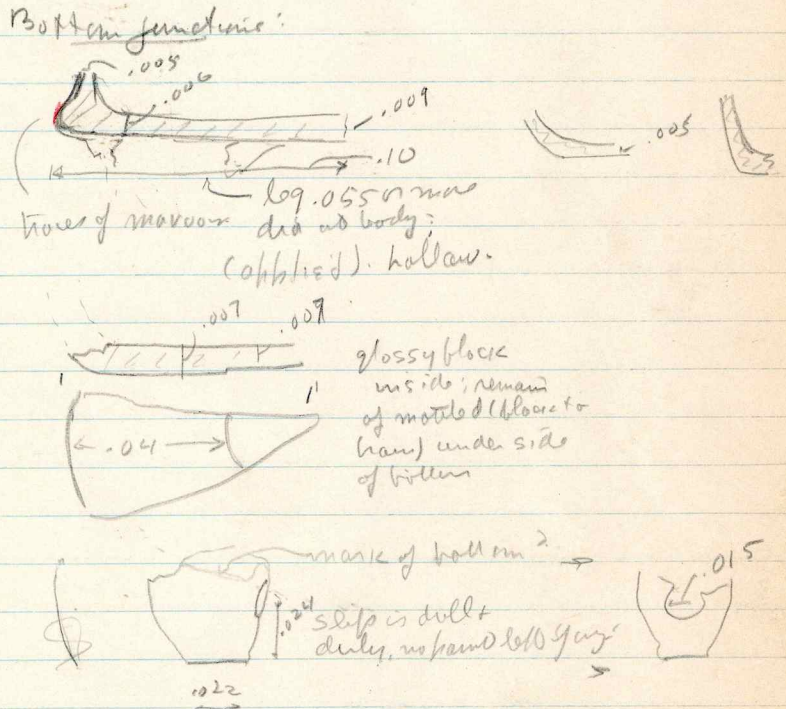
Bag 1

12 Shreds



Bag 2

5 Shreds.



Bag 3

38 Shreds.

Antennae. a few slightly orange & yellowish orange.
no sign of halychrome.
Stratoc. coxites

Bag



CoD No

H


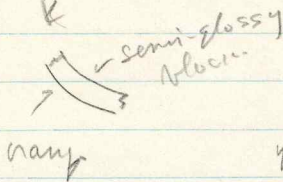
~~S-20-21~~

S-20-21/13 Shards

Rims + bottoms



k


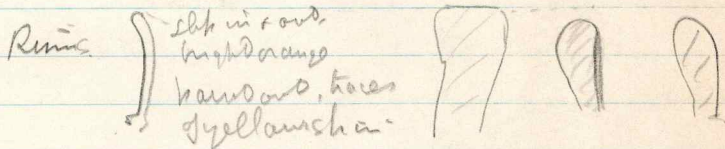


No signs of polych. other than the one rim's head.
No wattle clay on this side of the original pit.
The fine hard glossy finish of the flanged shards above (2) did not appear any higher.


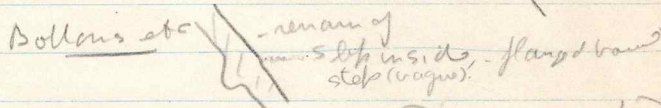
I

S-20-22 ✓ 10 shards

Bag 1



Bag 2



orange on orange bands. (2 shades on ocean)

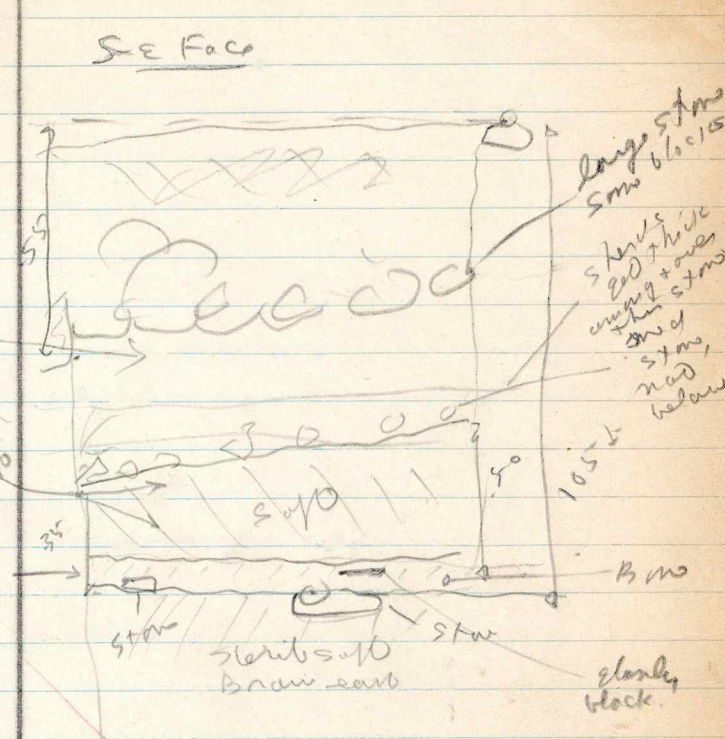
Rem of jar with wattle clay discarded.

I

S-20-23 ✓ Park Red Substance - Identity

Test Pit. 1 sq. meter end in dam-river side of 1935 pit. (NW face).

<u>Pod</u>	<u>Prog</u>	<u>Position</u>
		<p>C</p> <p>S-20-B LS</p> <p>S-20-A (LS) thick with large red wattle dirt</p>
May 24	A ✓	Just above sterile earth.
"	B ✓	Soft darker sherd bearing deposit, little or no stones; above Bay A, (See sketch); some stone just above.
"	C ✓	Just under layer of large stones, between Bay B and irregular line about .55 below surface.
"	D ✓	2 nd TEST P A - new side of 15', 1 sq. meter - 1st level.
"	E ✓	- 2 nd level



The bottom 10 cms lies on sterile - soil ~~then~~ light brown earth, over 2 stones at its base. This layer is very thick with bright orange to red wattle clay, several large pieces. Taper from side by L.S.

Date	Bag	Oly. Oly.	Position	Remarks
May 25	F	Sheds.	Third level see notes	
	G	"	4 th level.	
	H	"	5 th level.	10cm over bottom floor.
	I	"	Level uncertain, probably 2 nd .	<p>Came in Bag Method (4) - but I moved up Socks ① to ④ ahead of time, and more than was required for a level: a sock marked 4 was left in the tuba before level 4 was reached. Because of this more than sheds surely come from this bit (we have been digging only yesterday & today. F. is known to be complete (3 socks packed in one tuba; G. and S. (I remember having only one sock in another tuba this morning, at which time 4th level was done. There were only a few in first level (do i. there probably come from 2nd level (which is well presented by others of which no question).</p>

OVER

Pit Key


May 15
June 5

J ✓ sherd.
K ✓ sherd
L ✓ "

Level 4, NW face of
1937 cut.

SE face; .33 above
stent sand (+ bottom of
slot (see sketches).

.SE face, .45 above sand,
directly above Bug 1



Red & black line
on yellowish orange.

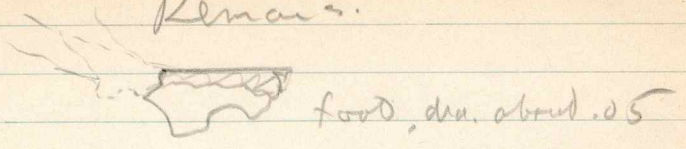
very base

Ns. K & L are in soft earth
correlating apparently all right
with levels 3 & 4 of this year's
cut. There is no indication that
they are not a contemporaneous deposit
as between themselves.

Boy, CoD O Gpad


Remarks.

J S-20-24 ✓ 1 Skend.



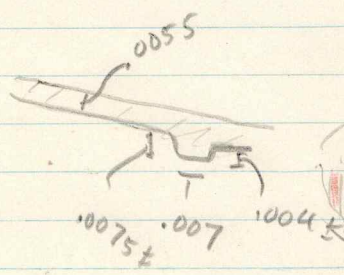
food, dia. about .05

K S-20-25 ✓ 1 Skend.









maroon + black
(dark brown) on
yellowish slips
(no holish man)
-.045±

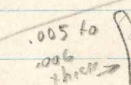


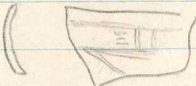

L S-20-26 ✓
1 Skend.



Maroon
lines on
light orange slips,
some holish remaining.
dots
indicate the
ring base.

Date	Bag	Object	Position	Remarks
Apr 19	A	Shards, Fig. Head.	Reported as on floor, lowest terrace, in angle between first main terrace and stairway side wall. No finishing plaster, might be from floor, probably mud.	By Carmen. Might be from floor material, but none reported from other parts - having to find & around corner of stairway.
22	B	Shards	Trench along ^{lowest pt of pyramid} hand wall, left side from point 3.00 to point 5.00 left of stairway - 20 to 30 cms above base of wall (floor mud well defined further on).	Small round feet, etc. 1 piece red clay (with & dark). Good handle.
"	C	Shard	Same trench, about 3.00 from stairway, hand of trench , about trench floor level (25-30 above terrace floor, close to wall).	Came. Good nos. (Fine Carved Orange simple Sil. bowl).
D		Shards	Trench ^{from above point} around ^{base of pyramid} to corner, from at floor level. Shards in lowest 30 cm. - believed to be above floor on it.	Came.
E		Shards etc	Same as C.	Came
F		"	On or in plaza floors, at base of lowest basal platform, extreme left. (x). (3.00 trench, beginning 1.00 from corner.	 <p>Point plain range.</p>
G		"	On ^{on} lowest terrace of same (y) trench, extreme left; behind above trench.	
H			Pit to, on left side of platform.	☉ 1 clay Good used as shot.

Date	Bag	Object	Pos.	
May 19	I ✓	Cache. Shards. Flints Jade	Beside and directly under Base of column altar, plaza level, center axis of pyramid.	One small shell directly under the large shards
"	J ✓	shards	Schapiert layer of humus + crushed stone, around above col. alla - on or in latest floor. Only one identified.	
	K ✓	1 shard.	From loose open fill, about .10 below lowest of most than no ^{floor} level of basal terrace, 1.50 m from base of pyramid terrace, .75 from left side of stairway.	 The only shard in end 1.50 x 1.00. Amateo, who pointed out its position. Relate position
	L ✓	shards.	From deposit above the above mentioned cut - about 1/2 its width, 2.50 long.	Shards reported as being 10 or 15 cm above lowest floor - that is, according to Amateo surely not on it; but perhaps in a secondary floor 
	M ✓	Cache	Center axis just in front of lowest step, below plaza floor.	
	N ✓	Eccentric Obsidian.	step terrace, 2nd pair, near center line, on or close to surface.	Found by the Sixto in the cleaning step for measurement
	O ✓	shards	19cm wide step terrace, of few or little higher - surface. at beginning of step 25 platform.	Good surface position: Amateo. Fine curved orange.  on both levels - 

Date	Bag to	Obj	Position	Remarks.
May 20	P ✓	Sheds.	Surface layer of arched stone, center axis, plaza col. alter to first "step".	Carved fine orange posts with glyphs Benj. Good position - he had not gone low. But no finishing plaster or certain floor surface.
	Q ✓	"	Surface, center axis, basal platform, from top of 2nd pair of steps to final step.	" "
	R ✓	"	Below Bag Q position - i.e. behind final basal platform steps, over buried stuy. NB This bag was called S at camp but possibility of substitution is slight.	(Front of) Cont n mo. date basal platform
	S ✓	Sheds.	Union with Sela 25 platform. - so walls; Surface - in or on latest construction; op	A few may have date final "steps" as a fine orange post carved base did - bulk from inside upper part.
May 22	T.	"	" - see notes.	  
	U	"	" - see notes.	 Benj remember = this shed. These came from well down in cut, but not all the way - i.e. in or on the second (lower) floor.
	V ✓	"	"	 massed Pretty sure by product Slip d. - or by Benj white I was present.
	W ✓	"	"	
	X ✓	Sheds	"	Plaza in front of a few on first step, union with Sela 25 platform

Prep
Sheet

Bag Objects Positions


*
May 22
↳

~~Stards~~
Y ✓ Sheds

On either of lower pair of steps, near junction with Stela 25 platform. May date with steps: top stones gone.

Z ✓ " (2 bags)

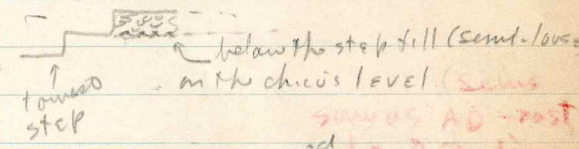
See notes. (New St. 25)



May 25

AA ✓ Sheds.

New St. 25



AB ✓ Sheds

May 26

AC ✓ Sheds

See notes (at center) as A...

26

AD ✓ "

Notes: small range

26

A-E ✓ "

Notes: whistle





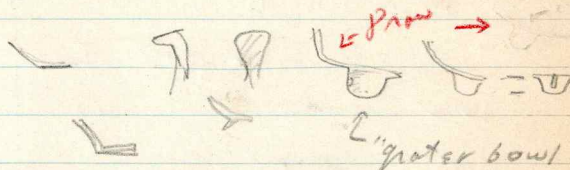


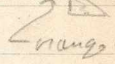
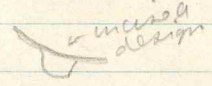







A-F ✓ "

By L.S. - floor material on which Stel 25 platform, early part found nearby, was based

A-G ✓ "




Look above. p. runs
Ring base ^{small, here only the stones.}

Floor material under lower pair of late steps, near Stela 25 platform.


Bag	Col No	Objects	Remarks
A	S-21-2	19 Sheds.	about 1/2 of a bottom  ; 3 rims  9
"	S-21-3	Fig head.	Large, flat  Draw
"	S-21-4	Modeled Fragments	 Draw (animal head?).
B	S-21-5	34 Sheds.	 Draw →  "water bowl?" Rec of shed with clay with stick impression (.05 thick) discarded.
"	S-21-6	Modeled Fragment.	
C	S-21-7	Sheds.	about half of curved orange paste bowl. Draw ; Repair .
D	S-21-8	15 Sheds.	 Draw  orange stripes
"	S-21-9	4 Animal bones; including teeth.	
E	S-21-10	92 Sheds of C.	 incised design.  rim base 
"	S-21-11	Fig. Head.	
→ E	S-21-10 Secund Bag.	286 Sheds.	 "stick impressor; sharp & clear." 38 heavy inside pieces - 5 discarded; 8 on a thin auto; few alla rocks; plain bottom.  ; 13 rim pieces. 1  orange; 1  fluted? 5 inside sandy gray. Large piece with clay, small stick impressions, discarded; over .045 thick (Sungoo gone) sticks .007 to .01 thick (3 in 5/8 space of 4 cms) Small piece bone discarded. 2 13 10 56

Box Cat No Objects

F S-21-12 ✓ 31 Shards


Remarks:
1 
1 mic cream slip, remainder of polychrome
paint - brown + orange-red.
a good deal of orange slip evident
1-  1- 
3 small shards discarded.

R S-21-13 ✓ Muddled fragment

Heavy coarse 

G S-21-15 ✓ 15 Shards.

H S-21-16 ✓ 27 Shards


On inside bottom, orange slip on
top.  domed; more
noticeably on top.
Stylite fragment discarded.

I S-21-17 ✓ Cache ~~of~~ bowl. (?)
Mixed with S-21-18.

Shards differing, ~~apparently~~, from lid, but
very much broken, very few rim ^(2 or 3) pieces.
Had restorable - apparently rim of deep
bowl; at least, possibly bowl of S-21-18.

u S-21-18 ✓ Lid for same.


S-21-18 ✓ Cache bowl lid. or (more
probably) lid used as plate.

 approximately complete.
On comparison with field sketch, believe
this was the bowl. Note the yellow
deposit. confirming use as a plate.
close association with S-21-17 & 18.

S-21-19 Shards

Draw roughly.

S-21-19 ✓ 7 Shards.

 - next base of col. altar.
Draw

S-21 one

Preliminary Study Sheet

Str. R-9

S-21

Bag	Code No	Object
F	S-21-20	-a Eccentric Flints.
		-b " obsidian
		-c Jades.
		-d shell
		-e
"	S-21-21	2 "snail" shells; large.
J	S-21-22	75 Shards.
K	S-21-23	1 Shard; flanged bowl
L	S-21-24	76 shards
M	S-21-25	76 shards 1 Cache Bowl
	S-21-26	Shards - Lid for S-21-25
	S-21-27	78 eccentric Flints (6 types)
		-a 8 " obsidians -b 9 Jades -c 6 shells

Remarks

For S-21-20 + 21 see photos + object drawing books
(2 or 3 broken-off pieces of cores)

(fragments of heavily shell (muscle?))


Placed beside & directly under cache. - not mixed with shards nor objects. The central one immediately below the larger shards.




2 discarded. Piece of large flat bottom?

~~the~~ irregular *draw?*


Flanged Bowl. Orange slip inside, polished.


Mostly large soft shards, unshipped or badly eroded, 2 or 3 brown shards (brown?)

one of these:  dark or light brown - or brown color might be orange.

PM?  *no doming large foot*  *PM?* 

10 discarded.

PM?  *wells up.*

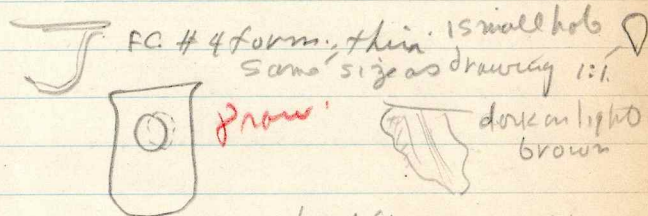

 orange 2-a

For S-21-27 see photos + object drawing books
all small to medium size.

Por. One curved; others possibly incised
1 complete half of thorny oyster; large piece of same, cut; small fragments

N. S-21-28 ✓ Eccentric Obsidian.

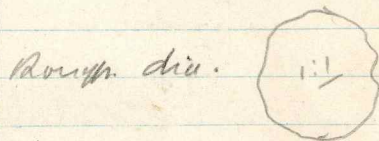
O S-21-29 ✓
 Bag 1 - Canned Gray ware
 sherd.
 - Canned "orange" ware ditto
 Bag 2. - 81 sherds



1 soft gray ware sherd ("sandy gray"), no covering. Higher in color; "sandy" than above canned sherd.

3 animal bones discarded
 - 9 discarded; with piece of flint.

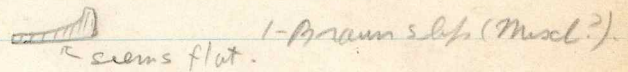
" S-21-30 ✓ clay pellets
 Bags 5, 6, 7, 8



P S-21-31 ✓ Canned soft orange paste

Mod. sized thin simple sil. bowl.
 no cleaning figure; serpent head.

Q S-21-32 ✓ 12 sherds




Weathered. Paste seems soft. (thin water mud made consistently elsewhere?)
 Formless piece of wattle clay discarded.

" S-21-33 ✓ 2 lumps sandy crimson substance.

Identify

R S-21-34 ✓ 29 sherds

1 polychrome  Black lines soft paste.
 Orange cream slip. (weathered).

Bag

Cut No

Object

Remarks

Prel. Study
Str. R-9
Op. S-21

S


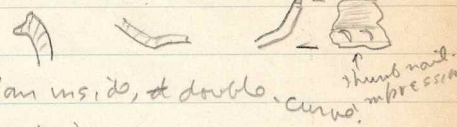
S-21-35

Bag 1

shards
63 shards

Weathered or unslipped:

← flat bottom ins. do, & double.
two obs. flake knife disc.

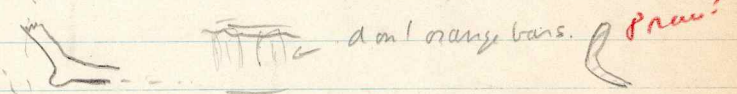


Badly weathered, softish clay. (Slob log).

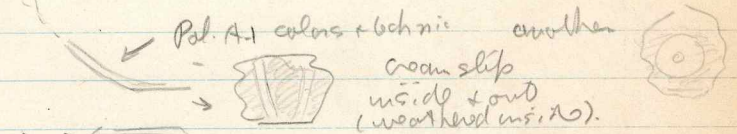
Bag 2

39 shards.

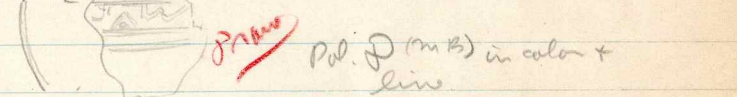
5 block slip (Block 2?)



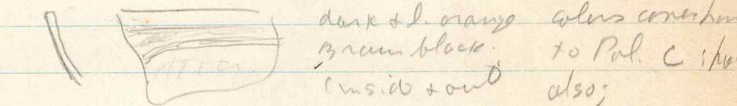
don't orange bands. **Prave?**



Pol. A + colors + techn. another
cream slip
inside + out
(weathered ins. do).



Prave Pol. D (m B) in color +
line



dark + l orange colors combined
green block. to Pol. C + lustre
inside + out also;

2 brown banded sherd, lines or bands, one on light
brown or yellowish orange base.

Bag 3

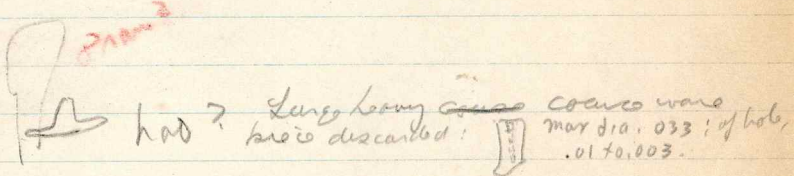
2 shards, covered
soft gray paste.

One sherd typical red lining figure; better **Prave**
slight bands. Relief not so deep as in S-21-29

III

S-21-36

Fig. terrine



Prave? had? Large heavy coarse
has to discarded: Coarse ware
max dia. 0.33; of hole
.01 to .003.

"

S-21-37

Mod. F fragments

"

S-21-38


Fig. Frag. (of
whistle)

over



Bag Cut No Object
 T ✓ S-21-39 28 Shards.

Remains

Oral Study
 Str.
 Op. 2-21


 2 or 3 cream slip with orange paint (very small)
 1 of more than 100 with incised lines
 (5 discarded!) + 1 water bowl.


S-21-40 ✓ Fluted object


 ⁰⁰²⁷ very blunt.  brown inside + on rim.

U

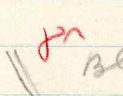
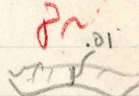
S-21-41 ✓ Take all to Phila.
 Bag 1 17 Shards, painted
 obs. disc. frags. fragments discarded




 red = darker orange on cream slip
 ← MB Poly B?

 orange on cream slip negative
 - fair match to MB Poly A-1.

 ← good match for MB Sample of Poly C-1

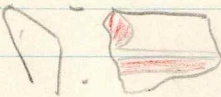
Bag 2 44 Shards, ~~unpainted~~
 no slip


 ^{pr} Black in + out, semi-lustrous  ^{pr} .01 Blows inside only.


 ^{pr} .0045  .006
 Obs. strip frag. discarded as  .01

one heavy inside piece, rough remains of these fluster both sides, ^{+ on} breaks

V: S-21-42 ✓ Shards

 orange or yellow or light orange
 Very lustrous.

 red or mottled orange

 orange in + out - prob. MB C-1



Bag

Cat. No

Object

Remarks

S-21

W

S-21-43

9 Shards.


Piece of a little clay discarded.



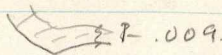
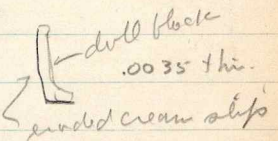
draw?
.007 to .004 thick
gull (now) yellowish
slip - incised through
it. No slip inside



056
No. painted, orange or
cream; hamish block
band of rim + edge of
rim



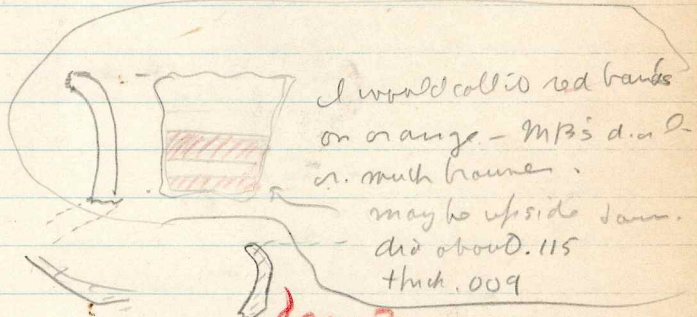

.004 th.
Block, 2-ton
orange + orange.



X

S-21-44

40 Shards
(4 discarded)



I would call it red bands
on orange - MP's dia 2
or. mull hammer.
maybe upside down.
dia about .115
thick .009

Small shard of puzzling form, ~~possibly~~ fine soft
orange paste.

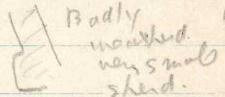
Y

S-21-45

145 Shards
(8 discarded)



traces ham
slip



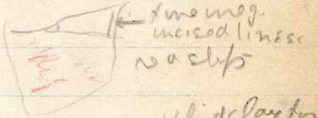
Badly
weathered
new small
shard.

mapo
- orange both sides.

U

S-21-47

Fig. 1 food.



fine incised lines
no slip

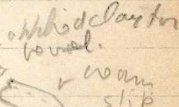
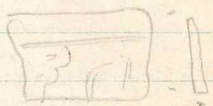
Z

S-21-46

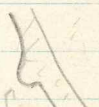
46 Shards.
(8 discarded)



fine curved
orange paste,
no glyph band.




off white clay
to wall.
orange slip
End seam
as the
flanged shard.



flange - hardly
do as ring base.

Buff clay,
incised design



By honey
& mull
ring.
(weathered)



dark on lips red (or red
on orange).

S-21-47

wall or floor plaster.

Bag

Cat. No

Object

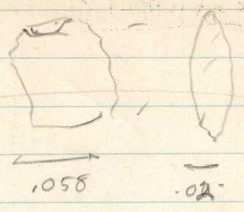
REMARKS

S-21

Z

S-21-48

Flint object



very poor edges. dirty white flint

AA

S-21-49

12 shreds.
(11 discarded)

Antennae, 1 here to thin, small, heavily eroded, except



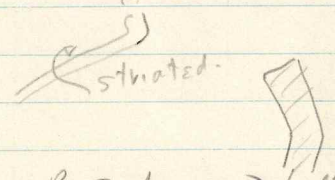
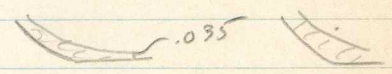
dark reddish brown on yellowish orange on cream slip.

AB

S-21-50

45 Shreds.
19 discarded.
26

orange, 2 lid shed.
no yellow deposit. (we encountered no signs of a.c. ch. l.)



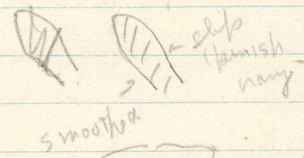
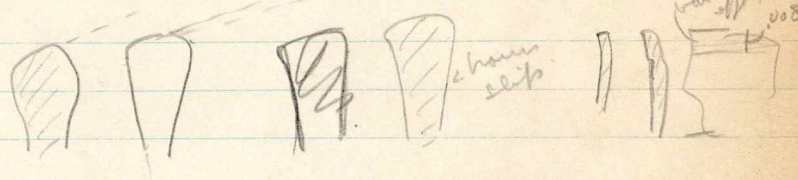
2 POSS fragments hollow feet (1 large, other undetermined).

discarded are all small to mid body eroded antennae.

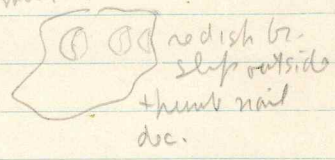
AC

S-21-51

45 shreds.
15 discarded



smooth



reddish br. slip outside thumb nail dec.



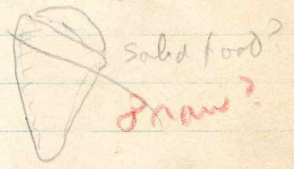
f long, wandstand as ring base.

blue + brown, thick



thick thin

18 mm



solid food?
draw?

Bag	Cat No	Object
A-D	S-21-52	18 Shards
A-E	S-21-53	6 Shards
"	S-21-54	Fig. (?) Whistle
A-F	S-21-55	9 Shards
A-G	S-21-56	39 Shards
A-H	S-21-57	Plaster Sample

Remarks



Fig. 1

 .015
 .02

Fig. 2


Prun? dia .07 ± .05
 both of base;
 Slightly used base
 margins as is
 leaves wider part.

mt. band,
 new cream slip
 hue of block
 a hum line

orange red or cream
 or is it a bottle?


Fig. 3

 4 incised lines
 2" →


Fig. 4

 narrow slip
 (mm in)

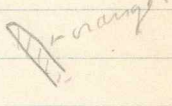


Fig. 5

 orange.

Fig. 6

 dull pinkish
 dull orange
 or pinkish
 slip

no slip below flange

Fig. 7

 narrow red,
 narrow line on
 cream slip,
 cream streaked.

very similar to shards in
 S-20-16

small animal whalung
 discarded.




Fig. 8



Fig. 9


may have been basis for
 bird whistle.

Fig. 10

 .01
 .02

smooth,
 dark block.

work ring base,
 flange.

Fig. 11

 rounded
 flange or
 base.

Pol. yellow and
 no slip in.


Fig. 12

 base (?) narrow
 slip


Fig. 13

 narrow slip


Fig. 14

 narrow slip


Fig. 15

 narrow slip



Fig. 16

 narrow slip

Fig. 17

 narrow slip

It marks
 very short
 strand

Pork gray, white finishing plaster.
 Charcoal not apparent; nor crushed stone.
 Piffers in latter notably from U-3-229 +
 T-7-Sub-2.

A-I / Qudw / GG pot
S-21-58 / 28 sherds

Remans:

orange

dark on light orange - double curve sherd

yellow, black line, reddish orange

Block + dark on light orange, block outline

2 tan orange on cream slip

Block on light orange, brown, dark on light orange, high polished

missed, no slip remains

Bunched in small area

A-J / S-21-59 / Fig. Head.

A-K / S-21-60 / Plaster Sample.

A-L / S-21-61 / Shards

Reghamba

orange on cream

cream slip

1 sherd curved line orange base

1 knob white clay, stick imp., discarded.

A-M / S-21-62 / Shards

disc indentation

2 tan orange + black

Canted. (from curve)

A-N / S-21-63 / Shards

lustrous black on outside

dark on light orange

yellow fluted

AO / S-21-64 / Sherd

Date Bay Object Position

Remarks

April 16

A Shards, stone deposit.

^{50 above}
 On "Stela terrace" floor, about 1.00 from stairway side wall, within 1 m. from lowest pyramid terrace.

shards
 Probably from one large necked olla, but hardly complete. Partly restored
 Discarded - 51306 pieces of red burned wattle clay, one with mark of slender stick fairly plain. No finished surface showing.

April 19



B Shards

Surface debris, or from fill ^{over} ~~above~~ highest terrace, probably ~~in~~ behind stairway (or side wall) survived.

~~Part~~
 check with olla of Bay A.

C "

"

Log ; discarded 3 pieces whole & dark, one .06 thick, with lines  white f.p.


D "

Same gen. position as A, little lower.

Heavy coarse shards

E "

^(floor of trench)
 Close, reported somewhat above "~~Stela terrace~~" floor, in trench from left hand into left corner, 1.00 wide. Trench floor was at top of basal terrace ledge.
 wall " "




 white f.p.
 .02 .035 .02 (length 1/2)

F Wattle clay


G "














Same as F, but on left side, from corner back to nearly middle of side.

Date	Bag	Object	Position	Remarks
Apr 22	H ✓	Shards.	Trench along front wall ^{between} offered and stairway; ^{and along left side of stairway} cut from top of basal ledge to base of wall. Reported 10 to 20 cans above floor (not well defined).	Benjam - good position. He is sure they don't come from floor. This is exposed only at stairway-wall junction. Also says they are below the large fill stones and in the lowest, solid, layer.
	I ✓	shards	Trench along left side of stairway, front half, top cut - down to about .75 above floor (measure i.e. still above basal ledge level)	Benj.
	J ✓	Mud.	Same as H.	Bone awls; pottery beads, etc.
	K ✓	Shards	Just outside secondary "stela" terrace, opp. left front of stairway, corner to 1.50 m toward center. On or slightly above plaza floor.	Benj. - good position. Benj. had gone through the terrace wall without finding it, but was sure none of these shards showed up behind its position, as known immediately to left.
	L ✓	Shards	Same as (K) but to right of stela, "stela" terrace wall well preserved.	Benj. Certainly outside final wall; little chance of mixture from plaza floor: Reports all came from about 10 cm above base of wall. He has cut into floor a little, but his report calls for the shards being on the floor. A square meter extension of trench by L.S. produced 3 shards at this level, clearly the floor level (crushed stone, one piece of concrete) - none above or below.
	M ✓	"	Behind final stela terrace wall, left of stairway, on or above original floor	Benj. i.e. contemporary or after the final stela terrace ("secondary" terrace).

Date	Bag No	Object	Position	Remarks
Apr 27	N	Sherd	On plaza floor below final "stela" terrace outer wall, or in concrete broken stone used in making it.	Found by L.S. in side of cut through wall. Practically sure that it dates from construction of wall or just before.
28	O	Sherds; Figures etc.	Trench along left end of secondary "stela" terrace to ± 2.00 along front from left front corner on plaza floor level - no house floor but bed rock appears directly under wall as front. Could be from the floor material - more probably on it.	Benj. The end wall is in good condition, hard almost as good - sherd surely not from heading of terrace. None on it.
	P	Sherds	Same location.	Two orange paste, curved. Very large foot (?) (2 fragments)
Apr 30	Q	Sherds	Below secondary secondary terrace, 7.00 ± from ^{right of} left side of stwy, on or just above a level or floor of distant quarried limestone - See sketch. Probably post dates stwy.	 <p>yellowish orange, high polish.</p>
	R	Sherds	See sketch - below secondary terrace, on & above original plaza floor.	Carefully dug with trowel by L.S. They date from a floor (in it) contempor with stwy or next after it.  <small>this one found next to stwy</small>
	S	2 Sherds	See sketch. Immediately behind wall of upper secondary terrace	Excavated with trowel by L.S.  special slip cream slip
	T	2 Sherds	1st or second plaza floor, on latter - near rt corner of stwy.	Benj. Cleared above first.

Date	Bag	Objects	Being
Prior to Apr. 29	U	On secondary terrace (surface not clear). Shards.	Being
"	V	Shards.	Mer
"	W	Shards.	L.S.
"	X	Shards etc	L.S.
"	Y	"	Probably from platform fill - possible surface mixture (surface had been removed); possible mixture from secondary plaza floor - certainly all later than first plaza floor.
"	Z	"	Above end of Bag Y On or in surface platform.
"	AA	Shard	Probably
May 14	AB	Solid ^{obscure} shard on early plaza floor, along left side of stairway - probably from secondary floor.	Israel. We had cleaned off the upper part well - very unlikely any mixture of stela platform period.

Date	Bag	Objects	Position	REMARKS
May 14	A C	Shards	Surface to approx. surface of secondary plaza floor (thru .05 to 10 cm); at right side + outer end of stelo 27.	brad. Done carefully. Mixture with secondary floor possible; none with lower floor. - good level of crushed stone above it.
"	A D	Hematite mosaic piece	" - near outer end of stelo	 <p>no sign of hole or cut - layer of crushed stone continuous.</p>
	A E	shards.	Same area as A-C, plus a meter extension along terrace steps - floor material of secondary plaza floor - i.e. at cut at below that of Bag A-C.	Mixture from surface at hole. - no floor plaster left.
	A F	"	From lower plaza floor material.	


Bag	Cut No	Objects	Remarks
A	S-22-2	31 Shards	 <p>← <i>large draw?</i> (2 shards + 1 from S-22-10) ← might recommend more Lugoolla rocks; coyote ruin.</p>
"	S-22-3	Stave tool	<p>Poor "chest"  - mud sharp</p>
B	S-22-4	6 Shards	  <i>draw?</i> ← plaster remnants both sides + edge (stucco?)
C	S-22-5	Shard (leg)	
D	S-22-6	6 Shards	 olla neck <i>draw?</i>
E	S-22-7	Fragment of wattle clay	 white plaster pink clay, no temper.
E	S-22-7	21 Shards	 white Piece of plastered wattle clay. 2 another formless one discarded; together with animal bone fragment.
F	S-22-8	Fragment of wattle clay	 white plastered
G	S-22-9	18 Shards	<p>2 formless pieces wattle clay, 3 bone fragments discarded.</p>
H	S-22-10	Bag 1 - 51 Shards " 2 - 62 "	<p>1.  see S-22-2 </p> <p>2. very base? Inverted </p> <p>1 very thin hard soft  white plaster, rough</p> <p>1 mud (formless) wattle clay discarded.</p>
I	S-22-11	32 Shards	<p>7 bits discarded. Piece of this larger foot (?)</p>

Bag Cut No Objects Remarks


? S-22-12 Modelled Fragment, Bag letter lost. Position same as S-22-13, and both same as S-22-10 or 11.

? S-22-13 Frag. Fragment (hand) Position same as S-22-12.

J S-22-14 2 Bone or antler points

 Smooth

#11 S-22-15 2 pieces Clay jewelry.

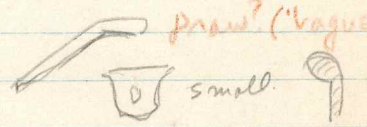

Bead; bar  period time (about 0.05 long)

K S-22-16 20 Shards.

Large piece wattle clay discarded; piece of pumice, rounded.

" S-22-17 Clay Bead

L S-22-18 28 Shards.

 small. *draw? ("vague lips/feet")*
4 tiny shards discarded.  eroded cream slip


" S-22-19 Modelled Fragment


(Base of figurine?)

" S-22-20 Fig. Fragment

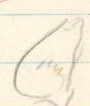
Fed bird whistle *draw*

M S-22-21 8 Shards.

1 ~~set~~ "fine orange paste - 2 eroded to see carving;  - small, orange bar painted inside.


1 heavy shard  has hard white rough lining adhering inside + out; no on old breaks.

" S-22-22 Modelled Fragment (large nose)


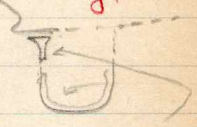
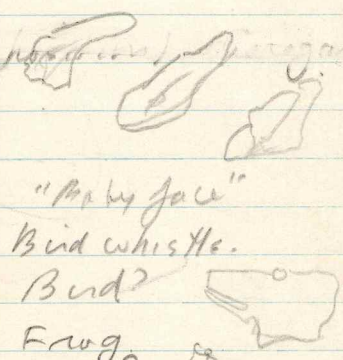
 - *draw* - eroded nose - censor?

N S-22-23 1 Shard

O S-22-24 Bag I 149 Shards

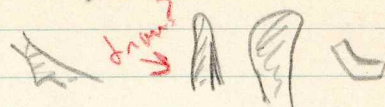
 *draw* - soft pink very large calcite crystals. 1 piece of pumice discarded. also inside pieces; 4 possibly from flat bottoms. Badly eroded. No signs of stucco

the small orange bone fragments

Bag	Cat No.	Objects	Remarks
0 - cont'd Bag 2	S-22-24 cont'd. Bag 2.	8 Shards, traces of paint surviving	6 jar necks. 3 painted inside bases. one of these shod design. (this is mislabeled in bag 1). Included is 2 tones of orange stripes.
"	Bag 3	28 Shards.	20 heavy rim shards; 8 med. 2 very thin <i>Draw new ones - TAP says many</i>
"	Bag 4	10 Shards.	Bottom junctions. heavy to med. thick plus one possible small foot + one foot on flat base. + See frogs. 
"	Bag 5	7 Shards.	3 fit as possible large very large foot. 3 bottom junction + another piece of the bottle foot to give a possible life. Clay is similar; saw orange band of bottom junction + adapted (not fitting) bottom piece. This paste rare or absent (superficial impression in the rest of this group. The 2 bottom of the "foot" pieces were separated from the rest as Bag P. <i>Draw</i> 
"	Bag 6.	3 Shards, 1 spindle wheel.	3 "Fire Orange" paste, carved.
P	S-22-25	Fig heady 0 (same head)	 <i>Drawer</i> <i>Sketch.</i> <i>Sketch.</i> <i>Sketch.</i>
"	-26	"	
"	-27	"	
"	-28	"	
"	-29	Fig. Body.	
"	-30	" Head	
"	-31	" "	
"	32	Modeld Frog head	
"	S-22-33	Stone polisher?	
"	S-22-34	" Tool?	
"	S-22-35	Worked stone (Fragment)	
P	(Bag P shards shifted to Bag 0 - disregard)		


Bag Cat No Objects

Q ✓ S-22-36 145 sherds

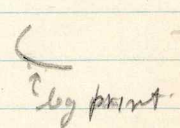
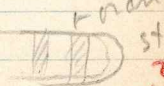
Remains
 ~~trace orange~~
cream slip

2 pieces with clay discards - one burned block, formless.

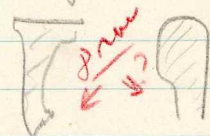
U ✓ S-22-37 2 clay beads

 crude, blockish, no slips remains.

R ✓ S-22-38 175 sherds.


5 fit to form  clay print  orange stripes
form?

Probl. form


 form?

1 piece with clay (formless) discarded.


S ✓ S-22-39 2 sherds.

 cream slips, weathered, all over.

T ✓ S-22-40 2 "

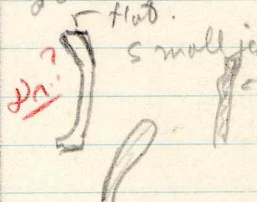
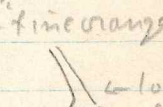
 form? worth of. Med n small bowl.

U ✓ S-22-41 6 "

 form? very heavy.

V ✓ S-22-42 ✓ 13 "

Further piece with clay discarded.


 form?  "fine orange" paste, not carved
looks pretty much like sub. could be flange bowl type.

~~W S-22-43 65 sherds.~~

 2 fine orange brown stripes.

1 thin "fine orange" paste, badly thin, ~~scattered, probably not carved~~. note attaches to S-22-21, & is OK. as such.


W S-22-43 3 sherds.

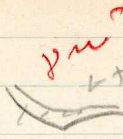









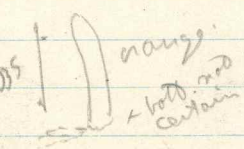


2  block inside (dull)

X S-22-44 26 sherds

" S-22-45 Fig Head (awl).

" S-22-46 Chert or Flint thin blades.

 as these adorns white + purple mottled.

Sag	Cat No.	Object	Remarks
			Prel Study. Str. R-10 Op. S-22
Y	S-22-47	9 sherds	 <p> ^{thin} + thick, unslit(?) - humus, etc. removed out. on glass slip  </p>
Z	S-22-48	5 sherds	 <p> - looks like flanged bowl - typical sub W. q. flange .007 - hard sandy paste, pink in thick black core.  </p>
AA	S-22-49	1 sherd	 <p>- small bottle - remains of white slip</p>
AB	S-22-50	27 sherds frag small	<p>Now all very small. 20 discarded.</p> 
AC	S-22-51	80 sherds. 79 discarded.	<p>79 discarded. Very small, badly eroded. Pre-^{to} obsidian core discarded.</p> 
AD	S-22-52	Hematite or pyrite hexagon	 <p>Polished on sides only. .005 thick</p>
AE	S-22-53	57 sherds (32 discarded)	<p>Bodily eroded. Discarded as tiny bits.</p>  <p> - hollow core pol. black in, dull black out white line 1 piece found with clay disc. (small). disappears -  </p>
AF	S-22-54	9 sherds. 1 discarded (tiny)	 <p> orange - both red contain   <p>OP. in + out, lustrous</p> </p>

Pat

May 15

A

Sheds

Floor (no food surface but apparently in the floor) near center of room; a little to the rear.

Sth R-7-a (mid end of plot, opp center of Ball Court)
S-23
Bug Shue

Bag

Cat No.

Object

Remarks

Prel Study.
Str. R-7-a
Op. S-23


A

S-23-1

~~31~~ Shards

20 come from mottled shards
med thick to heavy.






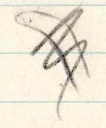
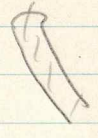


3 block shd, thin, very few lustrous

1 Poly E (MB) color.  common
on outside

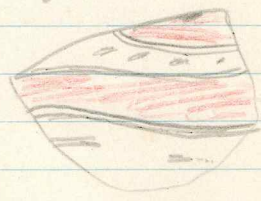
Date	Bag	Objects	Position	
June 16	A	sherds.	<p>Surface Pelvis lying on an upper plaza floor in angle formed by main tenace and the shoulder of the large-stoped stairway. The upper floor not penetrated by excavation except in one spot where sherds were not found. No finishing plaster on upper floor except near tenace wall. Possibility of sherds falling from collapsed addition to stairway - improbable within quantity.</p>	Benjamin.

op S-24

A S-24-1 72 strands.



stacked
holds as
well as
outside



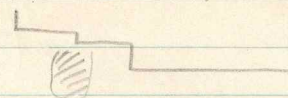
2 tone orange, darker
where indicated in
red.

Pots

May 15

A Sheeds

On or in plaza floor, right front.

 (Went deeper here than elsewhere - about 10 cm below base of substr. walls.)

B

"

" ~~is~~ - Same position, front of stony, right side

little chance of mixture from below - clearing not down to base of wall. Might come from a secondary floor, if there was one.

C

"

On or in terrace floor, right side, near of inset.

Carmen. - floor surface shows near wall + Carmen fairly, same sheeds were above the floor level.

D

"

Same, along inset.

E

"

Same as A

F

"

In front of Central block, surface.

very little doubt + had these are hard - ~~only~~ plaza floor, unless fallen from Bldg. No f. plaster, but this does appear to have got below upper floor. This runs under Bldg. ^{+ right front,} and sides, doubtless here also.

G

"

Area U-3-2nd, not near



H

"

In U-3-1st fill or on or in floor of on which it stands - between U-3-1st + U-3-2nd, not side, front.

I

"

On stairway - 2nd or 3rd step, where broken. Could be from inter. floor.

Date	Bag	Obj.	Position →	Remarks
June 5 ±	J	Plaster sample.	On vert. face of "vertical cut" of middle of molding, right side. (See photo). - 1st coat.	
	K	"	P.H. - second coat.	Flies

Bag Cut No Object

A	S-25-1	8 sherds.
B	S-25-2	37 "
C	S-25-3	15 "
n	S-25-4	Modeld fragment
D	S-25-5	13 Sherds
E	S-25-6	35 Sherds
R	S-25-7	11 Sherds. (4 discarded).
U	S-25-8	Modeld Fragment.
G	S-25-9	5 Sherds, 1 discarded.
H	S-25-10	4 Sherds
I	S-25-11	1 sherd
J	S-25-12	Plaster sample.
K	S-25-13	" "

Remarks

(6 discarded.) fluted, orange slip outside only
 2 show horn block + orange on cream slip
 ↳ cream slip with orange brown.

← long hollow foot - orange bars outside
 cream slip out + inside
 ↳ 2 lines of orange in + out; white plaster remnants in + out; not on edges.

must have been abraded. *fringe*

fringe? no slip remaining. it marked.

1 thin, (0.004) cream slip outside, no remaining slip inside
 20 discarded. (no slips, eroded, inside)

9 9 9

white line.

? found in small piece with clay discarded.

1st coat.

2nd coat.

Bag sheet.

Str. R-8

Op. S-26

Date
May


Bag
A

Position

On SE slope near bud
N.E. of projection of debris;
about 1.00 (vertical meas.)
from top; on surface.


Remarks.

Found by Rujino in bush
clearing. Large olla sherd was
exposed to air, pulled down by
his sticks. Sherd search for more of
it produced other sherds of this
lot.

Bag	Cat. No.	Object	Remarks	Post Study
A	S-26-1	<p>14 shards: 2 very small ones descended.</p>		<p>Same rim type as 0 on 0. 2 pits below R-3-3d</p>

SE-13X
see note on
study sheet.

Bay Sheet
Str. S-5
SE-13X

Date	Bay, Object	Position	Remarks
May 24	A ✓ Stnds. Fig. head.	front 3 or 4 meters Right side - apparently at floor level, which was been penetrated	Benjamin Gratzon face - <i>Prav</i>
	B ✓ "	Right side, middle part - from debris well above floor level.	Considerable part of large Cojete.
	C ✓ "	" "	One part more or less complete 
	D <i>MISSING</i>	same, to near.	(Bay. - <u>MISSING</u>)

change to SE-13^x, Mar 1949
to cure use of SE-13 elsewhere
in 1939.

Pre-Study

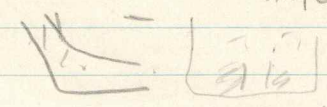
Bag
~~SE-13-1~~ ^{SE-13-1} 23 S Herds

L-88-109
(clocks with
3 slender
shards
shp).


Rem

Svt. S-5
of SE-13

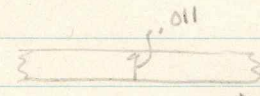
No bodily eroded sherds as is usual in
surface deposits - I.P. rim of the soft coars/hard,
though many sherds are thick. (There is one, but in
good shape). This rem. applies to pieces B & D, but
they contain several ~~soft~~ coarse
hard sherds.



or. bar. the
light or is green to a yellowish cream slip




probably (only)
frag.
a small hollow ball,
had form (?) - dark brown line
on orange.



cream slip
cream slip both sides - surely from large
flashed bottom vessel.

A SE-13-2 <sup>clay face,
grotesque animal</sup>

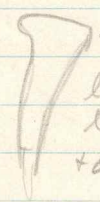


rough - but it was
only 1/2, in full
relief; applied to
something


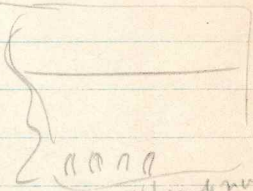
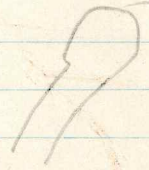
← marked from
(L-88-110)

B SE-13-3 ^{34 Shards-}

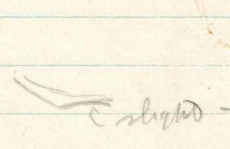
Unusually large caps or bottle
intenses



long rim
length.
+ ad. side.




narrow bars.



with rim and
without rim
edges as often

1 shard mostly thin } shok, cream slip out side out
2 " " " cap jar " " " " (thin)



black &
red line
red band



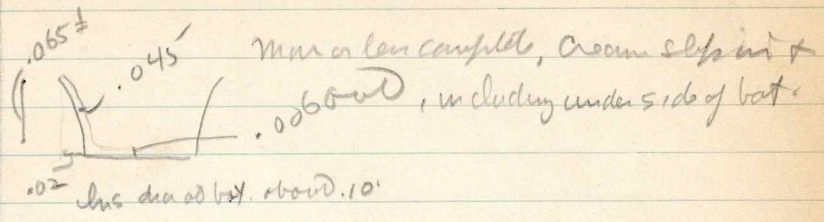
hollow

B SE-13-4 ^{Fig Frag.}

Remarks

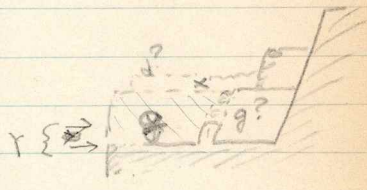
Bag Lot No. Output

C SE-13-5^x ✓
Bag 1 1 7/8 Sheds



Bag 3 Sheds.

D. Missing ✓

Date	Bag	Objects	Position	Remarks
Apr. 3	g ✓	Shards etc.	Subsurface - above & outside J-2 - 2nd, below or inside latest construction bed end; between corner & point 3.00 from it.	Some mixture possible, but bulk probably from g; with possibility of falls from x (I found no Shards there subsequently)
"	H ✓	"	From supposed floor or just above, under under, not in loose fill of "g" in sketch, for bag g.	
Apr 5	I ✓	Shards.	Interior of masonry of wall filling left medial doorway wall filling left medial doorway	Bottom (orange). Pottery Stucco 'plaque'.
Apr 6	J ✓	Shards.	On floor #3, about .50 behind next to left rear pier	Dug by Sixto - he is positive - good position white material - mixed bottom floor material of later floor, but this is mud very white, excavated top.
	K ✓	Shards, Stucco, Fig Frag.	Upper limit of "g" in Bag g sketch.	Mixture with surface possible - all scattered probably passed date early & exact construction on this section
	L ✓	Shards	Left flanking stairway or above its surface.	Mixture possible - can hardly be earlier period here.
April 7	M ✓	Shards	Surface, left ^(outside) rear corner	Archaic: have since cleared plaza floor - these all surely post date if unless in the upper 2 cms or so of mortar. No shards appeared in final cleaning of floor. Reported 30 cm above to Practically sure position.

Date Bag Objects Position REMARKS

Apr 7

N ↙

Sheds

Below ground floor, in in it.
left rear corner; above
drain slabs.

Amicito. also them
begin to come out. Good
position.
Last.

Last.

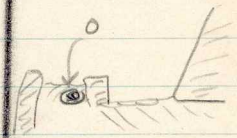
Last


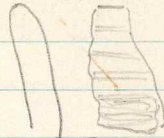



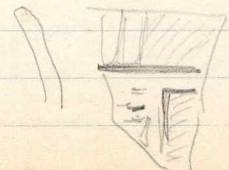
April



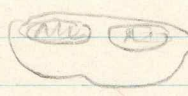





O ↙


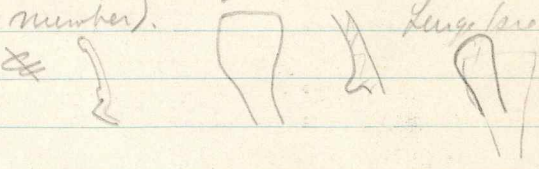
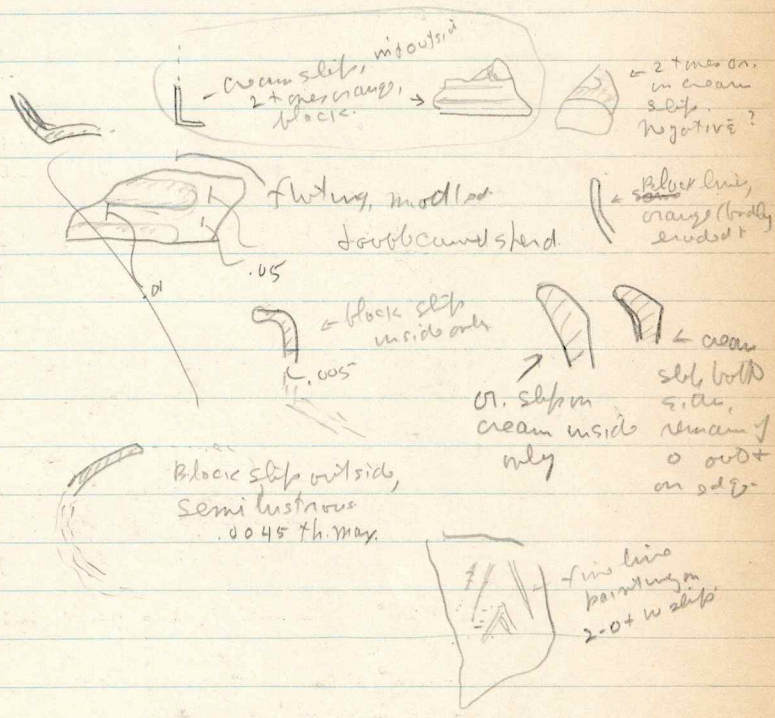
Sheds

Left end, sub structures:
outside wall in front of
T-6-2nd high blastform -
contemporary or postdating
third wall; surely sub-
surface

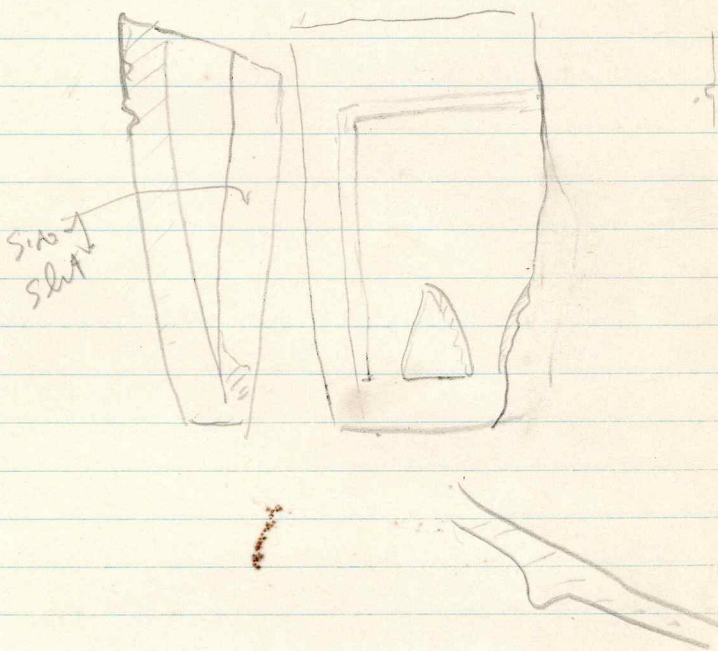


Bag	Cat No.	Objects	Remarks
A	W-2-63	14 Shards.	Bottom:  orange both sides on cream slip ↳ Probable sunken disk  channel (black line on orange)
B	W-2-64	5 Shards.	all Covered with clay, adhering white mortar - including complete food + 2 food fragments. Latter show mortar god thereafter breakage. 
C	W-2-65	27 Shards	Mostly med thick to thick. all but 5 with white stucco adhering, mull of it, thick. Undoubtedly used in building up stucco ornaments. This applies to orange on orange:  The stucco runs around the hook on 3 sides. + is .005 thick in places.
C	W-2-66	Figurine Fragment	Leg of small figurine.
D	W-2-67	Shards.	8 or of same thin type, orange, apparently w/ paint on cream slip. all these have stucco white mortar closely adhering, the others not. But the impression of stucco foundation is weak. Don't thin
D	W-2-68	Modeled Fragment.	
E	W-2-69	14 Shards.	Heavily thin - no signs of stucco.  dark + light orange, black line

Bag	Cat. No.	Objects	Remarks
F	W-2-70	45 VS Leds	Heavy ^{annular} ring base (?)  - stucco charring. Several show stucco adhering, one over broken edge.
G	W-2-71		49 heavy to mod. Include section of lead censer (?) 
G	W-2-72	16 Sheds	18 Polychrome - heavily, include partly restorable cyl. jar or thin bowl, with glyphoid line design
G	W-2-73	2 Polychrome Objects	 is fragmentary.
G	W-2-74	1 shed.	Part of handle of lead censer? So c. solid. 
H	W-2-75	28 Leds	No paints - all coarse, medium thickness heavy. Two has white line adhering. - from floor or stucco, probably.
H	W-2-76	16 Sheds	Painted + Polychrome Fluted shed. 
I	W-2-77	2 Sheds.	Fragment of stucco foundation slot (we used to call these "guddles"; white plaster adhering both sides; painted bottom 
J	W-2-78	6 Sheds.	No Paint. Stucco on two, one showing part of a border; spiked rim with white coat of stucco, clearly a slip. 
J	W-2-79	10 "	Traces of stucco; painted -
K	W-2-80	6 "	No stucco shows; rim, base of foot. 
K	W-2-81	Stucco Fragment	
K	W-2-82	Modeled "	

Bag	Cat. No.	Objects	Remarks
L	W-2-83	9 Shards.	2 Painted; one shows plaster, no sandy stucco, but no more from more contact in dirt. 
M	W-2-84	26 Shards	Many plain stucco shards. (+ see next number).  Large pieces of lot bottoms
M	W-2-85	2 Stucco Fragments	Shards embedded - good example, with probable original surface.
N this bag last			
O	W-2-86	95 Shards. (4+ discarded (non-shaving) slip).	 <p>cream slip, no outside 2+ pieces on block</p> <p>fluting, modeled dark brown slip</p> <p>block slip inside out</p> <p>block slip outside, semi lustrous .0045 th. max.</p> <p>orange (brill) embedded</p> <p>cream slip both sides, cream inside remain only</p> <p>2+ max on cream slip. Negative?</p> <p>fine line painting on 2-0+ w slip</p>

<u>Date</u>	<u>Bag</u>	<u>Object</u>	<u>Position</u>	<u>Remarks</u>
4/14/37	A ✓	sherds	along base of terrace to left of lower mask.	
6/14/37	B ✓	sherds	In fill along top of terrace in front of + below lower mask.	
June 30	C	2 sherds	Outside steps against terrace believed to be upper terrace of K-5-2nd - surface or fill	



To be catalogued
at home.

6/-/37 D Stucco In debris in front
of lowest terrace,
to left of stairway,
just below masks.

<u>Bag</u>	<u>Number</u>	<u>Object</u>	<u>Remarks</u>
A	W-5-12 ✓	sherds	{ sherds from W-5-12 + W-5-13 may have become mixed.
B	W-5-13 ✓	sherds.	
C	W-5-14	2 sherds.	To be entered in lab
D	W-5-15	stucco	Probably from excavations of 1933.

<u>Date</u>	<u>Bag</u>	<u>Object</u>	<u>Position</u>	<u>Remarks</u>
4/8/37	AK ✓	axe head	Between J-12 + J-11, and between the two small secondary walls which jut out toward each other from these two buildings. In front of + on level of top of step along J-12.	
4/8	AL ✓	Sherds	Surface debris between front of pier ³⁻⁴ and secondary wall which juts out from it toward J-11. Down to plinth level.	
4/8	AM ✓	Figurine	Upside down with head in floor plaster. In room space 3. See sketch.	
4/8	AN ✓	Sherds	Room space 3. Corner between medial wall + small transverse wall. Down to about .10 above floor.	
4/8	AO ✓	Sherds	Room space 2. On floor.	Course- necks of jars, etc.
4/8	AP ✓	Sherds	Room space 2. On floor.	Fine- solid feet.
4/8	AQ ✓	Sherds	Room space 2. On floor. See notes.	Bowl of unusual shape. See notes.
4/9	AR ✓	Sherds	On surface of bench in room space 2.	
4/9	AS ✓	Sherds	Room space 2. In front of bench, to right of its center. More than .15 or .20 above floor.	
4/9	AT ✓	Sherds	Room space 2. On right end of bench, next to medial wall.	
4/9	AU ✓	Sherds	Room space 2. Debris to right of bench. More than .10 above floor.	



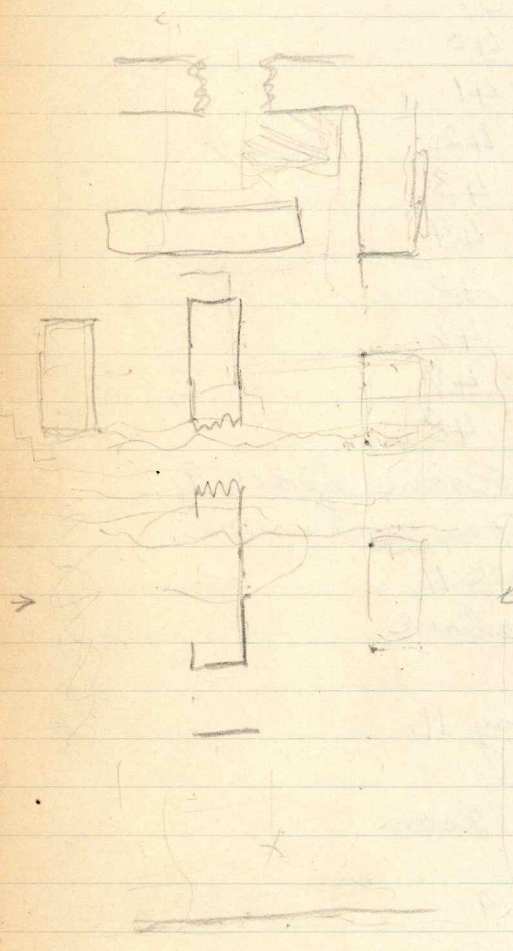
<u>Date</u>	<u>Bag</u>	<u>Object</u>	<u>Position</u>	<u>Remarks</u>
4/10	AV	Plaster	Room space 2. Between left end of bench + small secondary wall. From floor to .10 above.	Pink with white surface.
4/10	AW	Plaster	Same	Tan. Has stick impressions.
4/14	AX	Bowl	Room space 2. On floor at left front corner of bench. See notes	"Bowl A."
4/14	AY	Part of bowl	Room space 2. .05 above floor to left of bench, near medial wall. See notes.	"Bowl B."
4/14	AZ	Stucco plaster(?)	Room space 2. On floor under Bowl B. See notes.	
4/14	BA	Sherds	Room space 2. On floor to left of bench. — see notes.	"Group C"
4/14	BB	Sherds	Room space 2. To left of bench. about .10 above floor.	
4/21	BC	Sherds	On step at plinth level, just to S.E. of wall jutting out toward end of J-9.	
4/21	BD	Sherds	On step at plinth level just to N.W. of wall jutting out toward end of J-9.	
4/22	BE	Wattle + daub plaster	On floor near short wall, 1.30 behind pier 16-17.	} Has stick impressions
4/22	BF	Concrete floor material.	Under floor near medial wall in room space 16.	
4/22	BG	Concrete material, probably floor.	at floor level in center of room space 16.	

<u>Date</u>	<u>Bag</u>	<u>Object</u>	<u>Position</u>	<u>Remarks</u>
4/23	BH	Sherds	Room space 11. On floor near door 11.	
4/28	BI	Bowl	On floor in doorway 12.	See notes
4/28	BJ	Sherds	On floor or up to .10 above from room spaces 12 and 11-12.	
4/28	BK	Sherds	On floor in room space 11.	
4/28	BL	Plaster	On bench 3	
4/28	BM	Plaster	On bench 3.	Surface on 2 sides, like a moulding.
4/28	BN	Plaster	On bench 3.	Has stick impression.
4/22	BO	Wattle + daub plaster	Room space 16. More than .15 above floor.	Have stick impressions.
4/22	BP	Plaster - concrete or stucco.	Room space 16, near medial wall; more than .15 above floor.	
4/22	BQ	Sherds, etc.	Room space 16. On floor.	
4/27	BR	Sherds	On floor of Room space 9.	
"	BS	"	Position 18	
"	BT	"	" 19	
"	BU	"	" 20	
"	BV	"	" 21	
"	BW	"	" 22	
"	BX	"	" 23	
"	BY	"	" 24	
"	BZ	"	" 25	
"	CA	"	" 26	
"	CB	"	" 27	
"	CC	"	" 28	
"	CD	"	" 29	} Bags may be reversed.
"	CE	"	" 30	
"	CF	"	" 31	
"			" 32	
"			" 32	

Repeat: On floor of Room space 9

<u>Date</u>	<u>Bag</u>	<u>Object</u>	<u>Position</u>	<u>Remarks</u>
4/27	CG	sherds	On floor of Room Space 9. Position 33	
"	CH	"	" 34	
5/1	CI	"	On floor of S.E. end room. Position 35	
"	CJ	"	Position 36	
"	CK	"	" 37	
"	CL	"	" 38	
"	CM	"	" 39	
"	CN	"	" 40	
"	CO	"	" 41	
"	CP	"	" 42	
"	CQ	"	" 43	
"	CR	"	" 44	
"	CS	"	" 45	
"	CT	"	" 46	
"	CU	"	" 47	
"	CV	"	" 48	
"	CW	"	On floor of Room Space 9, exact position unknown.	
5/4	CX	"	Room Space 11, under floor 1, above floor 2.	
5/4	Cy	"	In Doorway 11. On floor.	
5/5	CZ	"	On floor in Room Space 8-9.	
5/5	DA	"	Room space 9 Position 49.	
5/6	DB	"	On floor of <u>early</u> outer step, outside of doorway 11.	
5/6	DC	shell bead	Same as DB.	
5/7	DD	Blue plaster	In fill outside of J-12-3 rd (?) wall .60 below medial wall at back of room space 9.	
5/7	DE	sherds	Room space 8-9; below floor 1, above floor 2.	

Repeat: On floor of S.E. End Room.



<u>Date</u>	<u>Bag</u>	<u>Object</u>	<u>Position</u>	<u>Remarks</u>
5/7	DF	Red + white plaster	In fill outside J-12-3 rd (?) wall. .25 below medial wall at rear of room space 11.	
5/8	DG	Sherds	In fill outside J-12-3 rd wall under doorway 11 + room space 11.	
5/8	DH	Sherds	On plaza floor in alley-way between J-12 + J-9.	
5/8	DI	Plaster + Sherd	about .75 below top of inner plinth (J-12-3 rd wall) outside right half of doorway 9.	
5/10	DJ	Obsidian Blades	On floor at base of J-12-3 rd wall below room-space 9.	3 pieces — 1 complete
5/11	DK	Sherds	S.E. end room. Below floor 1, above floor 2.	
5/11	DL	Sherds	S.E. end room. On latest floor or at its level where it is broken.	
5/11	DM	Sherds	On floor at base of J-12-3 rd wall below doorway 9.	
5/14	DN	Sherds	Room space 2. On floor at right side of bench + in front of right side.	
5/14	DO	Sherds	Room space 2. .10 above floor, against medial wall to right of bench.	Thin sherds may fit those of Bag DN. (?) may fit with DN + DQ.
5/14	DP	Sherds	Room space 2. On floor. Mostly about .75 in front of right side of bench.	
5/17	DQ	Sherds	Right front corner of Room Space 2. On floor.	

<u>Date</u>	<u>Bag</u>	<u>Object</u>	<u>Position</u>	<u>Remarks</u>
5/17	✓ DR	Sherds	Room space 12. about .10 above floor.	Scattered + in various positions. One of solid feet was upside down. Most of fairly thick flat-bottomed bowl was about 1.00 in front of bench + .10 above floor, but one of its side pieces was right against front of bench, + about .25 above floor. May fit with some of bag DR.
5/17	↓ DS	Sherds	Room space 12. On floor near medial wall	
5/19	✓ DT	Sherds	Room space 1. Down to about .05 above floor.	
5/19	✓ DY	Sherds	Room space 15-16.	
5/19	✓ DV	Sherds	Room space 16.	
5/19	✓ DW	Sherds	Room space 16-17.	
5/19	✓ DX	Sherds	Left on top of pier 6-7 from 1935 excavations. Probably from in front of adjacent doorways.	
5/20	✓ DY	Sherds	Room space 8 and room space 7-8, above about .10 above floor.	
5/20	✓ DZ	Sherds	Room space 8. On floor.	May fit with some of bag EA.
5/20	✓ EA	Sherds	Doorway 8. On floor.	Scattered + in various positions. Some neck pieces upside down.
5/21	✓ EB	Sherds	On floor near center of Room space 8.	May fit with some of bag DZ.
5/21	✓ EC	Fig. head	On short projecting wall back of Pier 16-17.	
5/24	✓ ED	Sherds	Room space 4. On floor between center of room + medial wall.	

<u>Date</u>	<u>Bag</u>	<u>Object</u>	<u>Position</u>	<u>Remarks</u>
5/24	✓ EE	Sherds	Room space 4-5. On floor near medial wall.	
5/24	✓ EF	Sherds	Room space 4-5. On floor near left rear corner of Pier 4-5.	
5/25	✓ EG	Large two-headed bird figurine	On bench in Room space 12, partly above + below floor level, against medial wall. See notes.	
5/26	✓ EH	Sherds	Room space 5. On floor near medial wall.	
5/26	✓ EI	Sherds	Front half of doorway 18. Below floor 1, above floor 2.	
5/26	✓ EJ	Sherds	Room space 18. In concrete material just below floor 3.	
5/27	✓ EK	Sherds	In doorway 24. On latest floor	
5/27	✓ EL	Sherds	In doorway 24. Below latest floor.	
5/27	✓ EM	Sherds	Room space 3 On latest floor.	
5/27	✓ EN	Sherds	Room space 3 Below latest floor.	
6/3	✓ EO	Sherds	Room space 8. at and below floor level around deep hole. On both inner + outer sides of hole but mostly on inner side.	Floor not preserved here. Includes rims of peculiar "seed bowl" type, from W-8-167.
6/3	✓ EP	Plaster moulding	Picked up on floor of Room space 8, but uncertain whether it was found there.	
6/3	✓ EQ	Obsidian blade	Room space 8 on floor.	

<u>Date</u>	<u>Bag</u>	<u>Object</u>	<u>Position</u>	<u>Remarks</u>
6/4	✓ ER	Sherds	Doorway 3. Probably below latest floor.	
6/4	✓ ES	Sherds	Under wall to right of Doorway 11.	
6/7	✓ ET	Sherds	On J-12-2 nd wall, On floor in small doorway thru secondary wall to right of bench in room space 2.	
6/8	✓ EU	Sherds	On step outside of Pier 11-12.	
6/8	✓ EV	Sherds	Room space 7-8. On floor near medial wall	Part of large banded bowl with no feet.
6/25	✓ EW	Sherds	In layer down to floor .12 below top of highest plinth step, from level of top of this step, which had previously been cleared. Between J-11 + J-12 in front of pier 3-4. See section in L.S. notes.	Benjamin + Linton think there was a floor at level of top of highest step.
6/25	✓ EX	Sherds	In floor material just above floor .67 below highest plinth step of J-12. Same horizontal position as EW. Covered by finished floor .10 above the .67 floor.	

<u>Bag</u>	<u>Number</u>	<u>Object</u>	<u>Remarks</u>
AK	✓ W-8-53	axe head	
AL	✓ W-8-54	Sherds	
AM	✓ W-8-55	Figurine	
AN	✓ W-8-56	Sherds	
AN	✓ W-8-57	Fig. frag.	Part of leg.
AN	✓ W-8-58	Bone	
AO	✓ W-8-59	Sherds	
AO	✓ W-8-60	Thin stone slab	Rectangular
AP	✓ W-8-61	Sherds	
AQ	✓ W-8-62	Sherds	Bowl with labial flange
AR	✓ W-8-63	Sherds	
AR	✓ W-8-64	Fig. head	Pendant on forehead.
AS	✓ W-8-65	Sherds	
AT	✓ W-8-66	Sherds	
AU	✓ W-8-67	Sherds	
AV	✓ W-8-68	Plaster	Pink with white surface.
AW	✓ W-8-69	Plaster	Tan. Has stick impressions.
AX	✓ W-8-70	Bowl	"Bowl A"
AX	✓ W-8-71	Black material with W-8-70 bowl. Possibly copal.	
AY	✓ W-8-72	Part of Bowl	"Bowl B" { Red on cream with design of hieroglyphs.
AZ	✓ W-8-73	Plaster (?)	
BA	✓ W-8-74	Sherds	"Group C"
BB	✓ W-8-75	Sherds	
BC	✓ W-8-76	Sherds	
BD	✓ W-8-77	Sherds	
BE	✓ W-8-78	Plaster from wattle + daub	Has stick impressions
BF	✓ W-8-79	Concrete floor material.	
BG	✓ W-8-80	Concrete material probably floor.	
BG	✓ W-8-81	Sherds	
BH	✓ W-8-82	Sherds	
BI	✓ W-8-83	Bowl	
BJ	✓ W-8-84	Sherds	
BJ	✓ W-8-85	Modelled frag.	arm or leg (?)

<u>Bag</u>	<u>Number</u>	<u>Object</u>	<u>Remarks</u>
BK	✓ W-8-86	Sherds	
BK	✓ W-8-87	Plaster from wattle + daub.	
BL	✓ W-8-88	Plaster	
BL	✓ W-8-89	Sherds	
BL	✓ W-8-90	Fig. frag.	Head; turban headdress broken.
BM	✓ W-8-91	Plaster	Has 2 layers — white + gray. Turns a corner like edge of a moulding.
BN	✓ W-8-92	Plaster	Has stick impression.
BO	✓ W-8-93	Plaster from wattle + daub.	Have stick impressions.
BP	✓ W-8-94	Plaster — concrete or stucco.	Contains both small stones + a sherd.
BQ	✓ W-8-95	Sherds.	10 pebbles, 2 pieces of white concrete plaster, 1 small piece of wattle + daub plaster discarded.
BR	✓ W-8-96	Sherds	
BS	✓ W-8-97	"	
BT	✓ W-8-98	"	
BU	✓ W-8-99	"	
BV	✓ W-8-100	"	
BW	✓ W-8-101	"	
BX	✓ W-8-102	"	
Bz	✓ W-8-103	"	
Bz	✓ W-8-104	"	
CA	✓ W-8-105	"	
CB	✓ W-8-106	"	
CC	✓ W-8-107	"	
CD	✓ W-8-108	"	} Positions may be reversed.
CD	✓ W-8-109	Burned bones	
CE	✓ W-8-110	Sherds	
CF	✓ W-8-111	"	
CG	✓ W-8-112	"	
CH	✓ W-8-113	"	
CI	✓ W-8-114	"	

<u>Bag</u>	<u>Number</u>	<u>Object</u>	<u>Remarks</u>
CJ	✓ W-8-115	Sherds	
CK	✓ W-8-116	"	
CL	✓ W-8-117	"	
CM	✓ W-8-118	Pottery slabs	
CN	✓ W-8-119	Sherds	
CO	✓ W-8-120	"	
CP	✓ W-8-121	"	
CQ	✓ W-8-122	"	
CR	✓ W-8-123	"	Were white-washed by ^{the} _{time}
CR	✓ W-8-124	Burned skull bones.	" " "
CS	✓ W-8-125	Sherds	
CT	✓ W-8-126	"	" " "
CU	✓ W-8-127	"	" " "
CV	✓ W-8-128	"	" " "
CW	✓ W-8-129	"	
CX	✓ W-8-130	"	
CY	✓ W-8-131	"	
CZ	✓ W-8-132	"	
DA	✓ W-8-133	"	
DB	✓ W-8-134	"	
DC	✓ W-8-135	Shell bead	
DD	✓ W-8-136	Blue plaster	Turquoise blue color
DE	✓ W-8-137	Sherds	
DE	✓ W-8-138	Fig. frag.	Front of body, traces of blue paint.
DF	✓ W-8-139	Red + white plaster	part of band design.
DG	✓ W-8-140	Red + white plaster	
DG	✓ W-8-141	Sherds	
DG	✓ W-8-142	Obsidian blade.	
DH	✓ W-8-143	Sherds	
DH	✓ W-8-144	Stucco frag.	Part of sphere.
DI	W-8-145	plaster	Blue covered with white.
DI	✓ W-8-146	Sherd	
DJ	✓ W-8-147	Obsidian Blades.	one with small notch at each side of base end.

<u>Bag</u>	<u>Number</u>	<u>Object</u>	<u>Remarks</u>
DK	W-8-148	Sherds	
DL	W-8-149	Sherds	
DM	W-8-150	Sherds	
DN	W-8-151	Sherds	Three sherds (possibly more) of incised monkey design.
DO	W-8-152	Sherds	May fit with some of W-8-151 sherds.
DP	W-8-153	Sherds	May fit with some of W-8-151 or W-8-154.
DQ	W-8-154	Sherds	
DR	W-8-155	Sherds	Insert remarks on bag sheet.
DR	W-8-156	Pottery slabs	
DS	W-8-157	Sherds	May fit with some of W-8-155 sherds.
DS	W-8-158	White plaster	Has stick impressions.
DT	W-8-159	Sherds	
DU	W-8-160	Sherds	
DU	W-8-161	Pottery slab	
DV	W-8-162	Sherds	
DW	W-8-163	Sherds	
DX	W-8-164	Sherds	
DY	W-8-165	Sherds	{ one of flat bottom pieces fits with those of W-8-166.
DZ	W-8-166	Sherds	May fit with some of W-8-167 sherds.
EA	W-8-167	Sherds	DRAW - large seed bowl, (etc)
EB	W-8-168	Sherds	May fit with some of W-8-166
EC	W-8-169	Fig. Head	Lines around mouth + eyes.
ED	W-8-170	Sherds	
ED	W-8-171	Pottery slabs	
EE	W-8-172	Sherds	
EF	W-8-173	Sherds	
EG	W-8-174	Figurine	DRAW Large two-headed bird.
EH	W-8-175	Sherds	Draw large thin bottom
EI	W-8-176	Sherds	
EJ	W-8-177	Sherds	
EK	W-8-178	Sherds	
EL	W-8-179	Sherds	

<u>Bag</u>	<u>Number</u>	<u>Object</u>	<u>Remarks</u>
EM ✓	W-8-180	sherds	
EN ✓	W-8-181	sherds	
EO ✓	W-8-182	sherds	Take remarks from Bag Sheet
EP ✓	W-8-183	Plaster moulding	
EQ ✓	W-8-184	Obsidian blade	

next page

<u>Bag</u>	<u>Number</u>	<u>Object</u>	<u>Remarks</u>
ER ✓	W-8-185	Sherds	
ES ✓	W-8-186	Sherds	
ET ✓	W-8-187	Sherds	
EU ✓	W-8-188	Sherds	
EV ✓	W-8-189	Sherds	one large piece which fits with half complete bowl of W-8-168.
EW ✓	W-8-190	Sherds	
EW ✓	W-8-191	Pottery slabs	one with rim like a cajete.
EX ✓	W-8-192	Sherds	

<u>Date</u>	<u>Bag</u>	<u>Object</u>	<u>Position</u>	<u>Remarks</u>
5/7	X ✓	Sherds	Surface debris down to Court 1 level at left end of front stairway terrace of J-6.	
5/7	L ✓	Sherds	Fill under upper half of front stairway of J-6.	
5/8	M ✓	Sherds	Fill under front stairway of J-6, at level of top of 4 th step of "megalithic" steps (numbered from bottom)	
5/8	N ✓	Sherds	Fill under stairway, at level of top of 3 rd megalithic step.	
5/10	O ✓	Sherds	Fill under stairway, at level of top of 2 nd megalithic step.	
5/11	P ✓	Sherds	Fill under stairway, at level of top of 1 st megalithic step. Further out than where floor is preserved.	
5/11	Q ✓	Sherds	In earth layer, up to about .20 above floor at level of top of 1 st megalithic step.	Flanged bowl upside down.
5/12	R ✓	Sherds	Fill under stairway, at level of bottom of 1 st megalithic step (Court 1 level.) Under sub-stairway floor + also in front of where it is preserved.	
5/13	S ✓	Sherds	Same level as R. Under where sub-stairway floor is preserved.	

W-12-77

Date Bay Object Position

Remarks

~~A~~

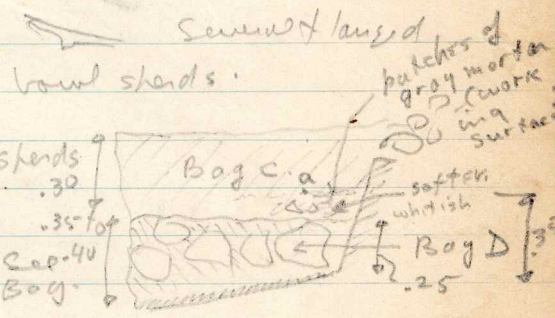
~~B~~

May 1

~~X~~ ✓

Sheds.

1st cut, 30 deep in solid deposit on sub conc'd floor - about 1 square meter.



"

~~X~~ ✓

Sheds.

Second cut, .25 to .40 deep Very few - none from close to own floor. Buried terrace wall stops at plaza floor at bottom of this cut. See Section in notes.

a. Tiny bit of bright redish orange painted plaster. 1 Burned clay brick & sheds mt his also.

3 or 4 fowls small lumps burned rd clay in floor.

April

~~X~~

Sheds.

Surface of Court; ~~clear~~ cleaning for large pit.

May easily include mixtures from 5-6 + 5-7 cuts - the area had been covered with dumps. Remedios.

"

~~X~~ ✓

"

~~Reported~~ Court 1 fill for upper level - ~~in~~ in rock fill as reported.

Trinidad. Reliable except for possibility of surface material falling into pit.

~~X~~ ✓

"

On or above ^(partly demolished) and long plot form, NW of big pit.

Mixture with final period possible but unlikely; quite possible from final floor material.

See Frank

<u>Date</u>	<u>Bag</u>	<u>Object</u>	<u>Position</u>	<u>Remarks</u>
5/13	T	Sherds	Fill under stairway, below Court 1 level.	
5/14	U	Sherds	In front of where sub- stairway floor is preserved. Fill and clay-earth, below Court 1 level, and under sub-stairway floor. (Level below Bag S)	
V to Z used by Linton				
5/17	AA	Sherds	In clay layer below Court 1 level, in front of lowest step of megalithic stairway. To left of center of stairway. From Court 1 floor to large fill, which is about .40 below floor.	
6/25	AB	Sherds	J-7-sub. 2. In floor material of secondary floor of front room ("left cell") of early palace.	
6/25	AC	Sherds	J-7-sub. 2. In floor material of floor covering space of torn out medial wall. ("central cell") of early palace.	
6/-	AD	Sherds. Jade celts 2 Ec. Flints	From cut running n.w. through plaza, I-7-Sub palace plinth, near or beyond point where latter had disappeared. These may have been at level of at point of 5 caches of 1933. Check up. (Note made Nov 2, from partially obliterated Bag).	
6/-	AE	2 Sherds	Court 1 Pit; below or in the sub-floor.	

<u>Bag</u>	<u>Number</u>	<u>Object</u>	<u>Remarks</u>
K	✓ W-12-62	Sherds	
K	✓ W-12-63	Wattle + daub ^{clay} plaster	
L	✓ W-12-64	Sherds	
L	✓ W-12-65	Wattle + daub plaster	
M	✓ W-12-66	Sherds	
M	✓ W-12-67	Wattle + daub plaster	With good stick impressions. One piece .11 thick.
N	✓ W-12-68	Sherds	
N	✓ W-12-69	Wattle + daub plaster	
O	✓ W-12-70	Sherds	
O	✓ W-12-71	Wattle + daub plaster	
P	✓ W-12-72	Sherds	
P	✓ W-12-73	Wattle + daub plaster	
Q	✓ W-12-74	Sherds	Flanged bowl upside down.
Q	✓ W-12-75	Wattle + daub plaster	
Q	✓ W-12-76	Fig. frag.	Foot with sandal thongs.
R	✓ W-12-77	Sherds	
R	✓ W-12-78	Wattle + daub plaster	
S	✓ W-12-79	Sherds	
T	✓ W-12-80	Sherds	
T	✓ W-12-81	Wattle + daub plaster	
U	✓ W-12-82	Sherds	
U.	W-12-83	Wattle + daub plaster	With white finishing plaster
U	✓ W-12-84	Animal bone	
V	✓ W-12-85	Sherds	
V	✓ W-12-86	Wattle + daub plaster	
W	✓ W-12-87	Sherds	
W	✓ W-12-88	Plaster	
X	✓ W-12-89	Sherds	
X	✓ W-12-90	Wattle + daub plaster	
X	✓ W-12-91	Modelled frag.	Sphere
Y	✓ W-12-92	Sherds	
Y	✓ W-12-93	Wattle + daub plaster	
Y	✓ W-12-94	Pottery slab	
Y	✓ W-12-95	Fig. frag.	Front of body. Eroded.

<u>Bag</u>	<u>Number</u>	<u>Object</u>	<u>Remarks</u>
Z	W-12-96	Sherds	Some with stick impressions + some also with white finishing plaster.
Z	W-12-97	Plaster	
AA	W-12-98	Sherds	
AA	W-12-99	Wattle + daub plaster.	
AB ✓	W-12-100	Sherds	
AC ✓	W-12-101	Sherds	
AC ✓	W-12-102	Wattle clay	
AD	W-12-103	Sherds	
AD	W-12-104	Two eccentric flints	
AD	W-12-105	Jade celt	
AE	W-12-106	Sherds	Plaster on both sides of both sherds.

1937

<u>Date</u>	<u>Bag</u>	<u>Object</u>	<u>Position</u>	<u>Remarks</u>
4/27	✓ N W-16-32	Stucco fragments	Surface debris along front of substructure, between central stairway + right front corner.	
4/28	✓ O	Sherds	Surface debris against upper terrace wall with panels, to rt. of stairway; not more than .50' below top of lower panels.	
5/5	✓ P	Sherds	Debris at base of lowest outermost terrace, at right of stairway.	
5/12	✓ Q	Sherds	Debris outside top of inner lowest terrace, just to right of stairway.	
5/21	✓ R	Sherds	Probably same as (Q) W-16-35	

<u>Bag Number</u>	<u>Object</u>	<u>Remarks</u>
N ✓ W-16-32	Stucco Fragments	
O ✓ W-16-33	Sherds	
P ✓ W-16-34	Sherds	
Q ✓ W-16-35	Sherds	
R ✓ W-16-36	Sherds	
R ✓ W-16-37	Fig. frag.	Lower part of body of bird

<u>Bag</u>	<u>Number</u>	<u>Object</u>	<u>Remarks</u>
L	W-30-16	Sherd	Plaster on sides + edges.
M	W-30-17	Sherds	Stucco plaster adhering.
N	W-30-18	Sherds	" " "
N	W-30-19	Fig. frag.	
N	W-30-20	Rodent tooth(?)	
O	W-30-21	Sherd	
P	W-30-22	Sherds	
Q	W-30-23	Sherds	
R	W-30-24	Sherds	stucco plaster adhering
R	W-30-25	Pottery slab	
S	W-30-26	Sherds	Stucco plaster on sides + edges of polychrome + others Some of polychromes fit with those of W-30-24.
S	W-30-27	Pottery slabs	
T	W-30-28	Sherd	Plaster on sides + edges.
U	W-30-29	Sherd	Plaster on sides + edges.
V	W-30-30	Pottery slab	Hard white plaster on both surfaces.
W	W-30-31	Sherds	
X	W-30-32	Shells	1 complete, 1 broken.
Y	W-30-33	Wall stone with incised glyphs.	Stone is .43 long (along face), .31 wide, and .12 thick
Z	W-30-34	Corner of large cornice stone with incised head.	

Glyph panel is .13 to .135 long, .057 to .063 high.

<u>Date</u>	<u>Bag</u>	<u>Object</u>	<u>Position</u>	<u>Remarks</u>
5/17	L ✓	Sherd	Room 2. about 1.00 above floor.	
5/17	M ✓	Sherds	Room 2. about .05 above floor just in front of bench.	
5/17	N ✓	Sherds	N.E. end of Room 2. Near floor — .05 or .10 above.	
5/17	O ✓	Sherd	Room 2. In debris about .10 above top of back screen of throne.	
5/17	P ✓	Sherds	Room 2. On floor.	
5/20	Q ✓	Sherds.	Doorway 8. about .50 above floor.	
5/21	R ✓	Sherds	N.E. end of Room 5. about .50 above floor.	stucco plaster adhering.
5/24	S ✓	Sherds	N.E. half of Room 5. Within about .10 of floor.	
5/25	T ✓	Sherd	In mortar just above lintel over doorway 19.	
5/25	U ✓	Sherd	Surface of previous excavation about .50 below lintel in doorway 17.	
6/3	V ✓	Pottery slab	Room 6. More than .50 above floor	
6/3	W ✓	Sherds	Room 6. On floor	
6/3	X ✓	Shell	Room 6. On floor just in front of dais.	
6/25	Y	Wall stone with incised glyphs.	In wall of left jamb of doorway 4.	
6/25	Z	Corner of large cornice stone with incised head.	about center of Room 3, about 1.00 above floor. For exact position see notes.	

1937

J-11

Bag Sheet

W-31

<u>Date</u>	<u>Bag</u>	<u>Object</u>	<u>Position</u>	<u>Remarks</u>
3/29	BA ✓	Sherds	Left half of Room 3, + in doorway 2,2.	
3/31	BB ✓	Sherds	.50 and more above floor. Room 4.	
3/31	BC ✓	Sherds	.50 or more above floor. Room 5.	
4/1	BD ✓	Sherds	Near floor (not more than .10 or .20 above floor) Right half of Room 3.	
4/1	BE ✓	Pottery slabs	.50 and more above floor. Right half of Room 3. About 1.00 m. above floor. About in center of room.	One piece covered on one side by plaster .02 thick.
4/2	BF ✓	Pottery slabs	Room 5. about center of room, about .30 above floor.	
4/3	BG ✓	Sherds	S.W. half of Room 5. Directly on floor.	Some thin black sherds from "dream".
4/3	BH ✓	Pottery slabs	Room 5. just behind + to one side of pier, about .30 above floor.	
4/3	BI ✓	Sherd	Room 3. Between rt. side of throne + wall, about .10 above floor.	
4/3	BJ ✓	Sherds	Surface debris outside N.E. end of building, to left of end doorway.	
4/5	BK ✓	Sherds	Room 4. On floor.	
4/5	BL ✓	Obsidian blade	Room 3. On floor behind left leg of throne.	
4/5	BM ✓	End of Antler?	Room 3. In debris on left side of throne.	Possibly modern.
4/6	BN ✓	Sherds	.20 or .30 above floor. Left half of Room 3. Below .30 above floor.	

<u>Date</u>	<u>Bag</u>	<u>Object</u>	<u>Position</u>	<u>Remarks</u>
4/6	✓ B0	Sherds	SW Room 7.	above about 1.15 above floor.
4/7	✓ BP	Fig. head	NW. end of Room 7	about .30 above floor.
4/7	✓ BQ	Sherds	Room 7.	From about .30 to about 1.15 above floor.
4/8	✓ BR	Sherds		Surface debris outside NE. end of building, to right of end doorway.
4/13	✓ BS	Sherds	Room 2.	More than .10 or .15 above floor.
4/13	✓ BT	Pottery slabs		From within vaulting material above medial wall.
4/13	✓ BU	Pottery slab.		Location unknown. From debris of previous excavation in Room 1.
4/20	✓ BV	Sherds	Room 7.	From floor to about .30 above.
4/20	✓ BW	Half bowl	Room 7.	On floor in open part of doorway 12.
4/28	✓ BX	Sherds	Room 5.	
4/30	✓ BY	Sherd	On floor.	Stuck in wall filling up Doorway 12. ^{about} 1.00 above floor on the Room 7 side.

See Bag BG.

Bag	Number	Object	Remarks
BA	W-31-61	Sherds	
BA	W-31-62	Fig. frag.	arm or leg?
BB	W-31-63	Sherds	
BB	W-31-64	Pottery slabs	
BC	W-31-65	Sherds	
BD	W-31-66	Sherds	
BD	W-31-67	Pottery slabs	
BE	W-31-68	Pottery slabs	One piece covered on one side with plaster .02 thick with finished surface like stucco work.
BF	W-31-69	Pottery slabs	
BG	W-31-70	Sherds	
BG	W-31-71	Sherds	"Drum form". Polychrome.
BG	W-31-72	Sherds	"Drum form". Black.
BG	W-31-73	Obsidian chunks.	2 pieces
BG	W-31-74	Bones	2 pieces
BH	W-31-75	Pottery slabs.	
BH	W-31-76	Sherds	
BI	W-31-77	Sherd	
BJ	W-31-78	Sherds	
BK	W-31-79	Sherds	
BL	W-31-80	Obsidian blade	
BM	W-31-81	antler tip	
BN	W-31-82	Sherds	
BO	W-31-83	Sherds	
BP	W-31-84	Figurine head	
BQ	W-31-85	Sherds	
BQ	W-31-86	Pottery slabs	
BR	W-31-87	Sherds	
BR	W-31-88	Pottery slab	
BS	W-31-89	Sherds	
BT	W-31-90	Pottery slabs	
BU	W-31-91	Pottery slab	
BV	W-31-92	Sherds	One of red jar neck pieces has stucco plaster adhering
BV	W-31-93	Pottery slabs	

<u>Bag</u>	<u>Number</u>	<u>Object</u>	<u>Remarks</u>
BV	✓ W-31-94	Fig. frag.	Turban headdress
BV	✓ W-31-95	Animal Bones	
BV	✓ W-31-96	Obsidian blade	
BV	✓ W-31-97	Modelled frag.	Part of leg(?)
BV	✓ W-31-98	" "	
BW	✓ W-31-99	Half of bowl	Solid feet. Black,
BX	✓ W-31-100	Sherds	compare with sherds
BV	W-31-95	Sherds	of W-31-70, -71, and -72.
BY	✓ W-31-101	Sherd	

<u>Date</u>	<u>Bag</u>	<u>Object</u>	<u>Position</u>	<u>Remarks</u>
4/8/37	G ✓	Sherds	Room 1. More than .20 above floor.	
4/8	H ✓	Pottery slab	Room 1, more than .20 above floor, near medial wall.	
4/8	I ✓	Sherds	Room 1. On floor or up to .20 above it.	
4/8	J ✓	Pottery slab	Room 1. On or near floor. Near medial wall.	
4/8	K ✓	fig. frags.	Room 1. On or near floor.	
4/8	L ✓	Mono stone?	On floor. S.W. end of room.	Discarded
4/12	M ✓	Sherds	Room 2 above about .10 above floor.	
4/12	N ✓	Pottery slabs	Room 2. Near rear wall, about 1.00 or more above floor.	1 piece makes square corner.
4/17	O ✓	Sherds, etc.	Northeast end of room 1. Surface to floor.	
6/3	P ✓	Pottery slab	Used as chink in medial wall at rear of room 1, behind Pier 1-2, 1.90 above floor.	Rim flush with wall surface.
6/3	Q ✓	Sherds	Unknown. Left outside of N.E. side of building.	
6/3	R ✓	Sherds	Surface debris on roof of building, at base of terrace below J-22-C.	

<u>Bag</u>	<u>Number</u>	<u>Object</u>	<u>Remarks</u>
G ↓	W-33-10	Sherds	
G ↓	W-33-11	Sherd with modelled bar addition.	
H ↓	W-33-12	Pottery slabs	
I ↓	W-33-13	Sherds	
I ↓	W-33-14	Modelled frag.	
J ↓	W-33-15	Pottery slab	
K ↓	W-33-16	Fig. head	Prominent curved nose; blue-green paint on nose + forehead.
K	W-33-17	Fig. frag.	Body without head.
OMIT	L	W-33-18	Mano Stone(?)
M ↓	W-33-19	Sherds.	
M ↓	W-33-20	Bone	
N ↓	W-33-21	Pottery slabs	
N ↓	W-33-22	Stucco plaster	
O ↓	W-33-23	Sherds	
O ↓	W-33-24	Pottery slab	
O ↓	W-33-25	Fig. frag.	Left side of body
O ↓	W-33-26	Stucco frag.	Round "dot"
O ↓	W-33-27	Bones	Small fragments.
P ↓	W-33-28	Pottery slab	Rim was placed flush with wall surface.
Q ↓	W-33-29	Sherds	From excava- tions of previous years.
R ↓	W-33-30	Sherds	
R	W-33-31	Obsidian blade	

<u>Date</u>	<u>Bag</u>	<u>Object</u>	<u>Position</u>	<u>Remarks</u>
5/20	G	Sherds	In niche opp. doorway 3. a little above its floor.	Stucco plaster adhering
5/20	H	Sherd	On floor of niche opp. doorway 3.	stucco plaster adhering.
5/20	I	Plaster	Room debris behind pier 2-3. about .50 above floor	Contains pebbles.
6/3	J	Sherds	Surface debris on plinth just in front of "Pier" 3-4.	
6/3	K	Sherd	used as chink in wall of old part of building back of "pier" 3-4. In surface at break between walls, facing toward right.	
6/3	L	Sherds	Used as chinks in rear wall of newer part of building, opposite doorway 3.	
6/24	M	Sherds	In fill behind rear wall of J-10-1 st . about .75 above floor.	

<u>Bag</u>	<u>Number</u>	<u>Object</u>	<u>Remarks</u>
G	✓ W-34-11	Sherds	Plaster adhering
H	✓ W-34-12	Sherd	Plaster on sides + also on edges.
I	✓ W-34-13	Plaster	Contains pebbles + has surface with finishing plaster.
J	✓ W-34-14	Sherds	
J	✓ W-34-15	Wattle clay	With stick impressions.
K	✓ W-34-16	Sherd	
L	✓ W-34-17	Sherds	
M	✓ W-34-18	Sherds.	Mortar on surfaces + edges.
M	✓ W-34-19	Wattle clay	

<u>Date</u>	<u>Bag</u>	<u>Object</u>	<u>Position</u>	<u>Remarks</u>
4/-/37	✓	sherds	Exact position unknown. From within building, especially in region of fire chamber + sunken passage.	Excavated in 1931 but left on debris dumps till 1937.

<u>Bag</u>	<u>Number</u>	<u>Object</u>
—	↓ W-42-2	Shards

Remarks

Excavated in 1931
but left on debris
dumps till 1937.

Date
June 28

Bag Object

Position

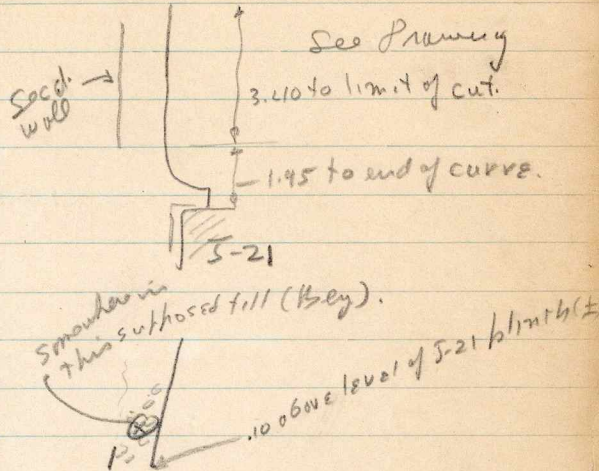
Remarks

A

Portable
altar.
(W-44-1)

as in plan +
Section →

In other words:
In fill behind second-
ary wall against terrace
wall block J-23; at
North corner of Court 3,
between J-20 and J-21;
above level of J-21 plinth.



Left in camp.

B.

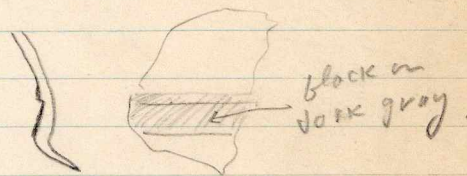
Shards
(W-44-2) (shards.)

Same as A.

To be entered in cat + numbered
at Phila.

Shards show signs of stucco.

W-44-3 (Fig Frag.)



25 shards of which
10 were discarded