

Stucco

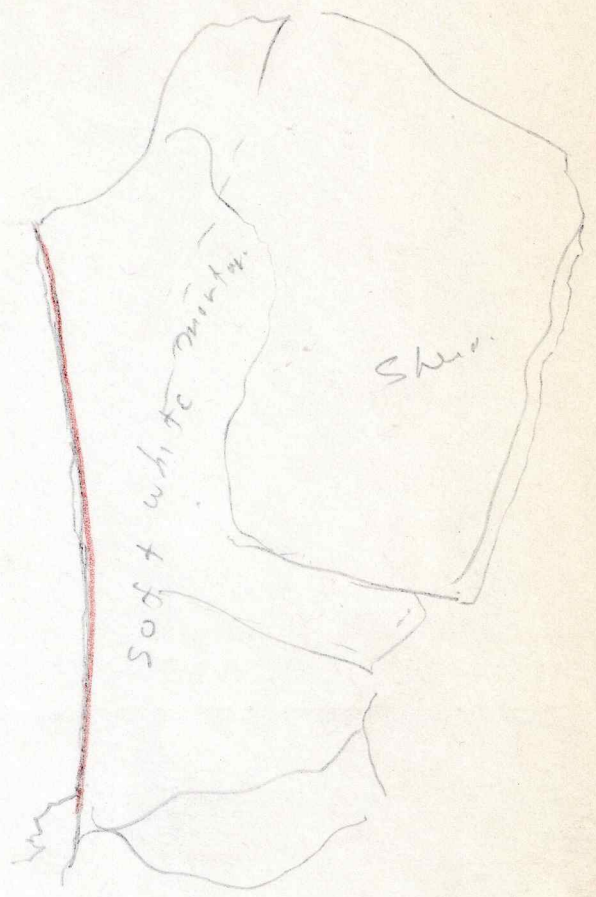
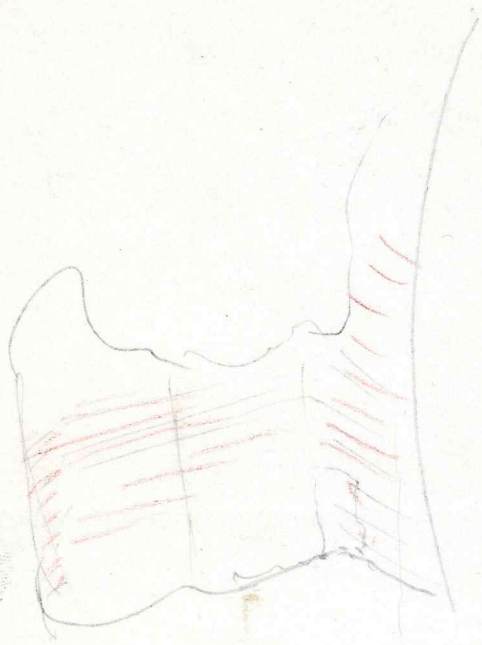
PIEDRAS NEGRAS June 1936 ^{E-1-161} STR 0-13

OP. No. E-1-161 MUSEUM CAT. _____



SCALE full SEE PHOTO Nos. Stucco E-1-161

REMARKS Stucco fragments

Red = finished surface



E-1-161



2 others with many shells imbedded.

PIEDRAS NEGRAS Jan E-1-185 U-13
1936 STR

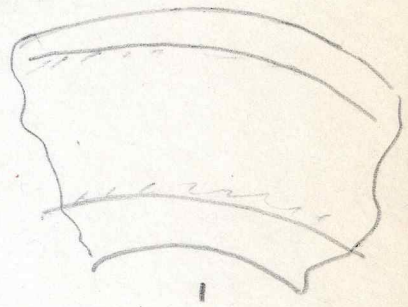
OP. No. E-1- MUSEUM CAT. Stucco

SCALE full SEE PHOTO Nos.

REMARKS

See-a-b.

Shard,



1
a
see photos.

E-1-185

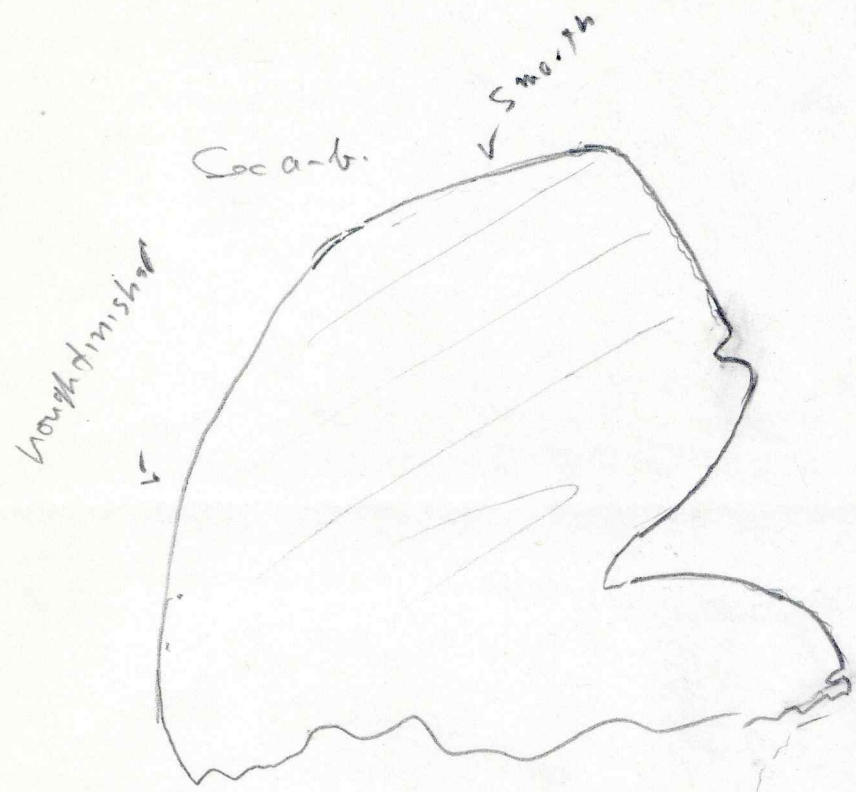
E-1-194 Stereo

PIEDRAS NEGRAS Jan 1936 STR. 0-13

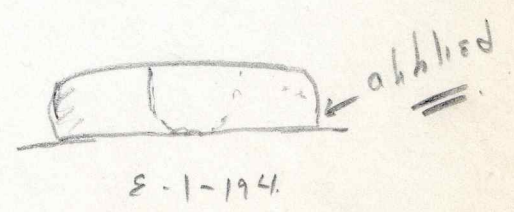


OP. No. _____ MUSEUM CAT. _____

SCALE 8-1-194 SEE PHOTO Nos. _____
5 all

REMARKS _____



E-1-194



E-1-196

PIEDRAS NEGRAS

1936 STR. 0-13

OP. No.

MUSEUM CAT.

Stucco

SCALE

~~E-1-196~~

SEE PHOTO Nos.

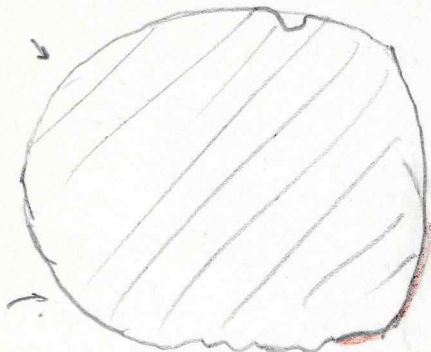
REMARKS

no side

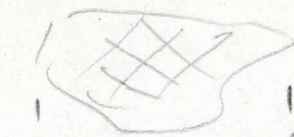
rough sketches

E-1-196. Cross hatched pieces

Smooth

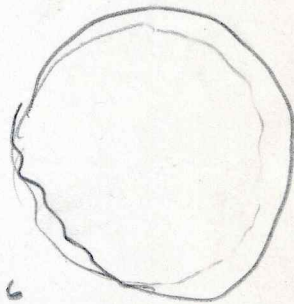


red burnt



curved

E-1-196 shell



'6011'

E-1-196

E-1-402 cross hatched like E-1-196 - painted dark orange red. Same color as E-1-192.

Stucco

Str-F-4

NE-3-2

NE-3-4

NE-3-6


NE-3-9

NE-3

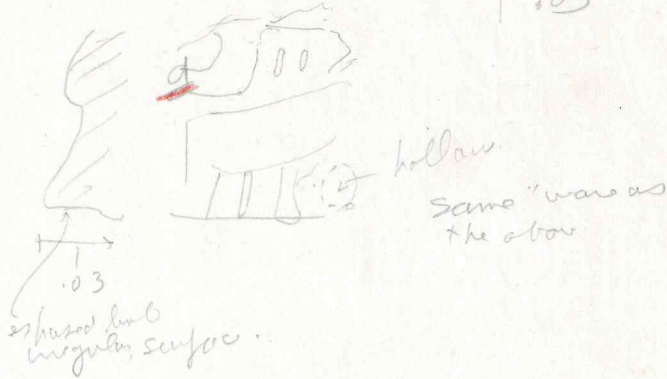
Stucco

See Photo # 435




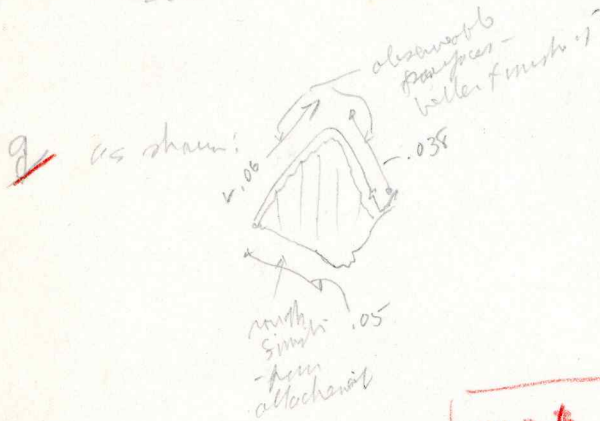
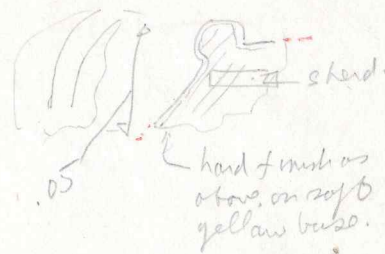
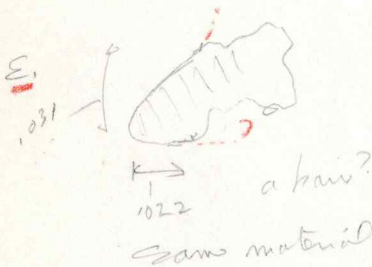
Top view, left to right



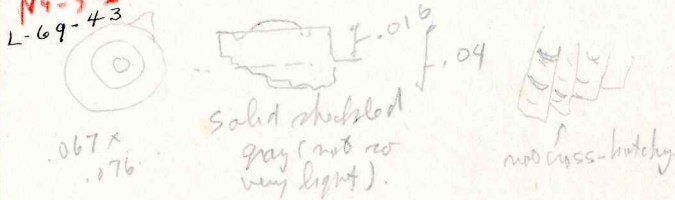
b - like sample brought home



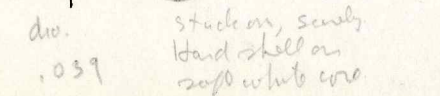
NE-3-2
L-69-27 to 41



NE-3-6
L-69-43



NE-3-9
L-69-44



NE-3-11
L-69-42



Stucco

J-29

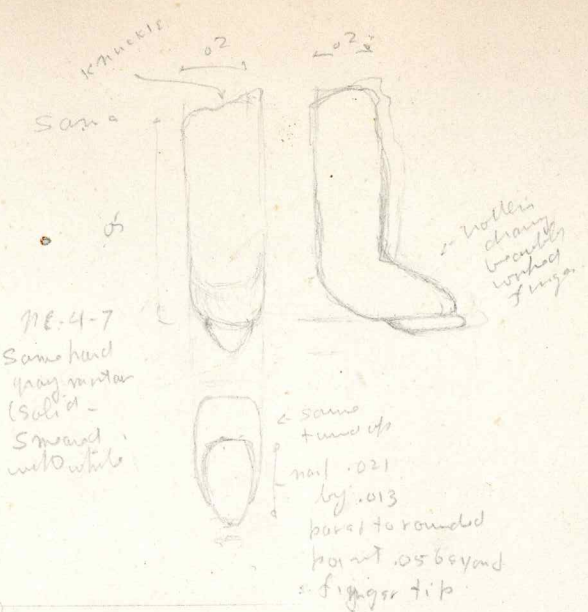
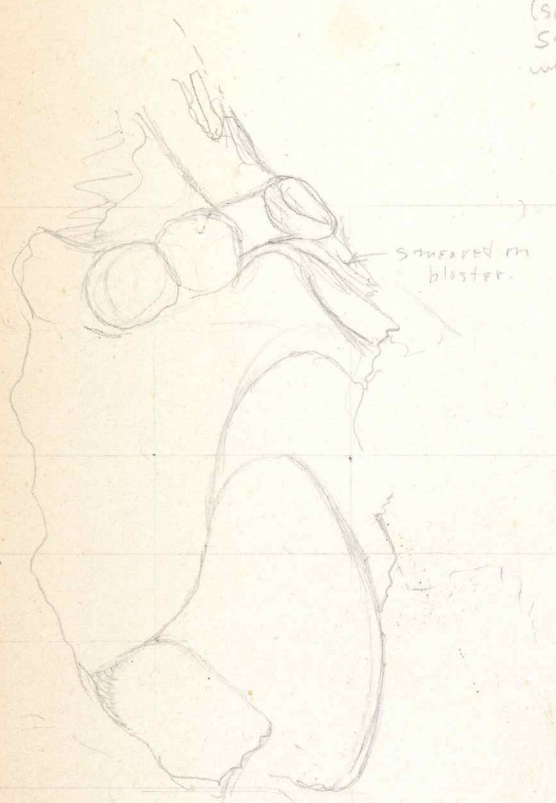
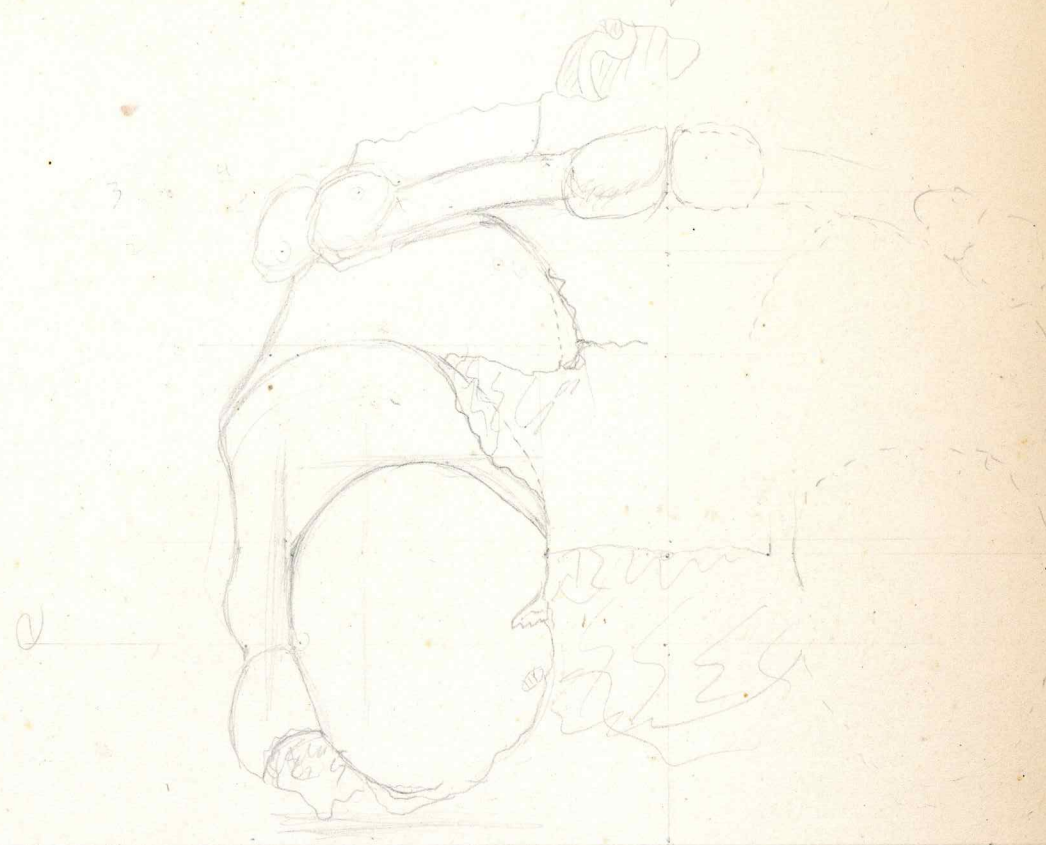
Stucco
Head &
fragments -
See other
sheet

L-69-45a-e M9-4-7
L-69-46 M9-4-10

Frag. of Stucco Head
(Protogur - fun. God K?
5-29 debris.
#NE-4-10

Scale 1:2

may painted
yellow stripes,
orange back ground




not in
drawing
because
worked
fudge

NE.4-7
Same hand
may mirror
(Sculpt -
Smeared
with white

same
thumb up
nose .021
by .013
nose to rounded
point .05 beyond
finger tip

Smeared on
plaster.



Painted
with
white
plaster
on
the
back
of
the
fragment

ear plug
See other
larger
dia about .06
small hole .013
radius .013
Also smeared with
white.

Slot shall vs lead
reinforcement
may matter
surface extremely hard,
darker gray.

No signs of
color which can
have been there when
smeared.

Flattened head
Aluminum band fillet
with 2 "balls" over each temple
+ at center.

Broad flat root of nose.
Tremendously overhanging sub-orbital ridges -
at center broken but probably extended
profusely.

A broad flat pendant from fillet on center of forehead.
Thickly encrusted with bare lime, smeared on -
some extent of the nose broken off

May thicker of plaster
in - all over band fracture
the layers - but layers do
not extend any distance - all
on top but smeared on bits
at a time - surface very rough
Thickness in general about
.02 + .003 - but fills up in
crevices

Shards +
slab-shells reinforce stucco.
Surface very hard, dark grey,
but thin (.002 to .003).



Max 1/2 width apart from nose .097
+ .0325 for nose 2 max 1/2 width of .1295
total of .259 of by calculation
Have 24 of this type

May keeping frag. 22
of surface about .16
Lead band .022 wide - relief .0060 of into
.01 at back.
Beads .02 to .025 long + wide,
relief .012 to .015.
Relief of headland from band same
as of band.

290 C99

448

596 C40

92 C16

197 C96

No color in these
fragments either

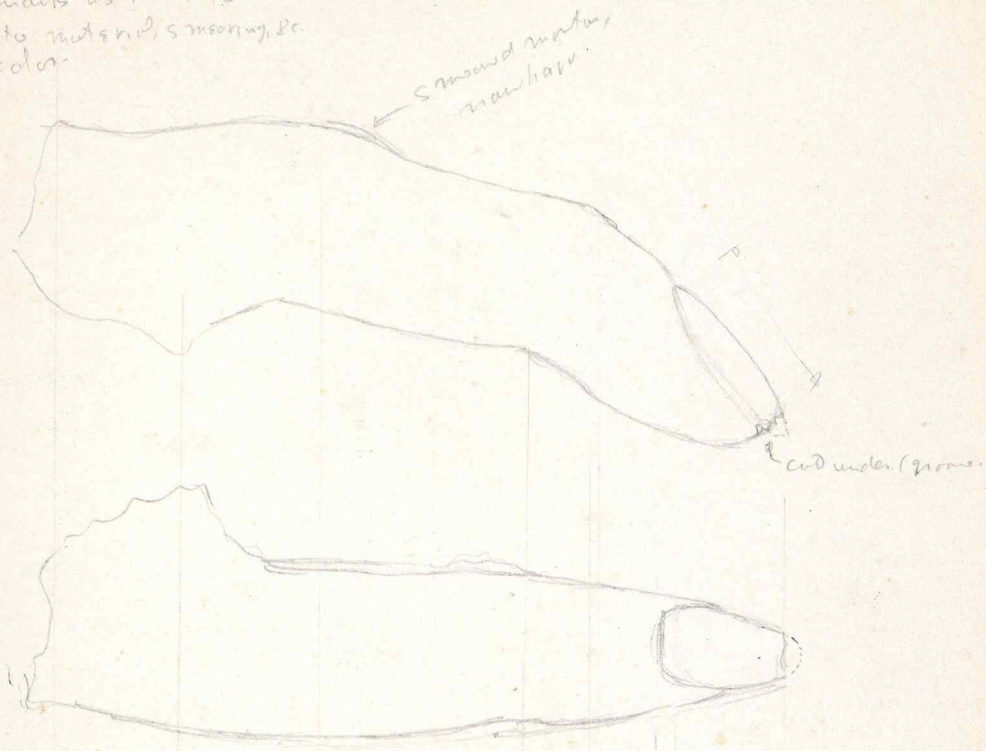
MS-4-7
(see other sheet)

MS-4-7 - all
L-69-45a-e


Note - more than life size

finger same stucco, same remarks as MS-4-10 (as to material, smoothing, etc. no color)


Scale 1:1



Somewhat misshapen by smoothed plaster, which in this case is very hard & sets very well no scale off.

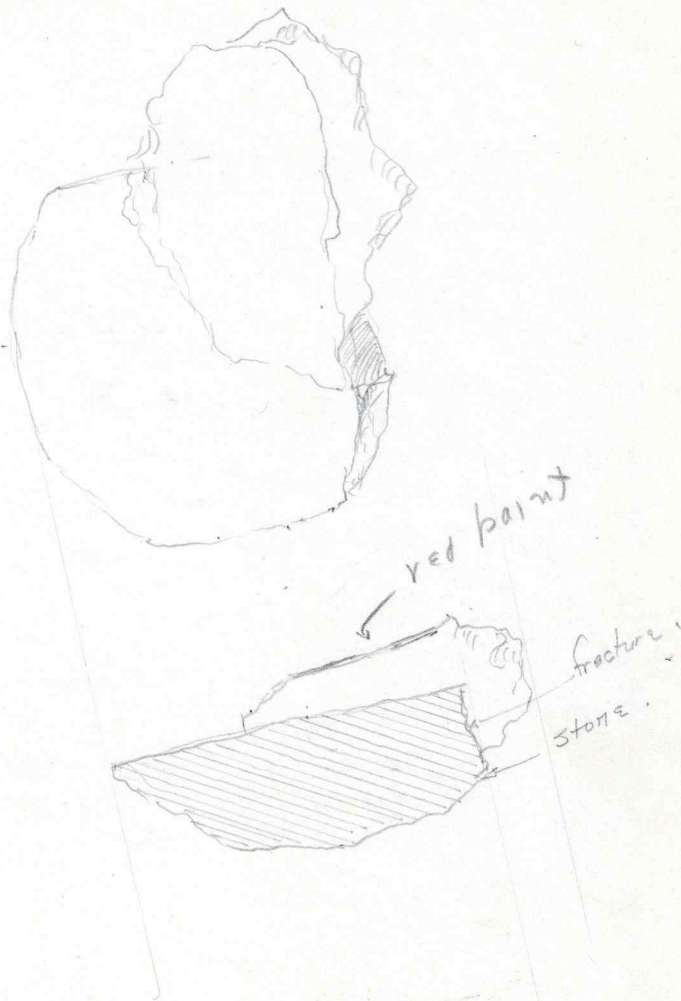


cross-section of another fragment .065 long. MS-4-7.



saw plug.

saw plug

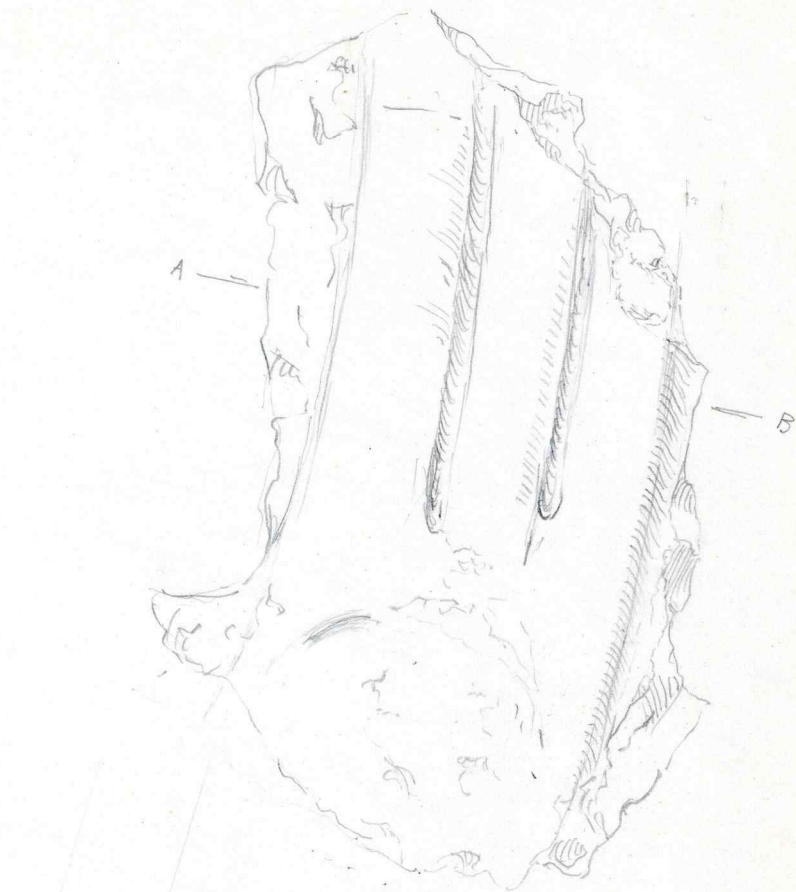


PIEDRAS NEGRAS June 29 1937 STR. _____

OP. No. P-5-10 MUSEUM CAT. _____

SCALE 1:2 SEE PHOTO Nos. _____

REMARKS Stone fragment to Pa.

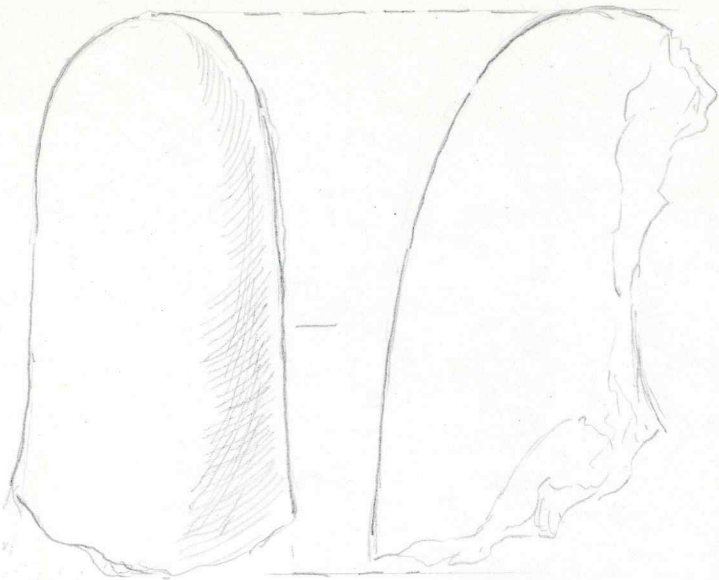


PIEDRAS NEGRAS June 29 1937 STR. _____


OP. No. S-5-12 MUSEUM CAT. _____

SCALE 1/2 SEE PHOTO Nos. _____

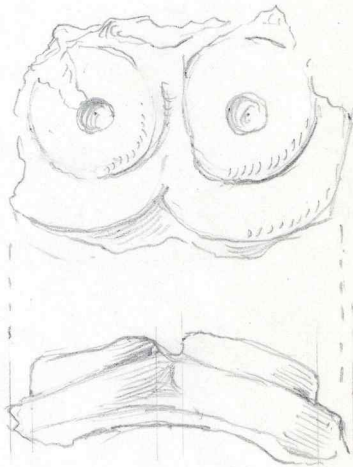
REMARKS Stucco fragment. To Pa. _____



To Pa →



Section.



← To Guat.

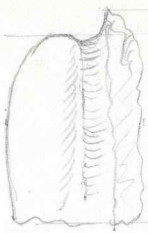
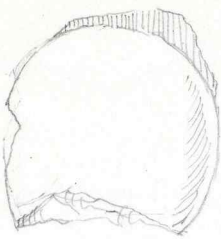
PIEDRAS NEGRAS June 29 1937 STR

OP. No. S-16-9 MUSEUM CAT.

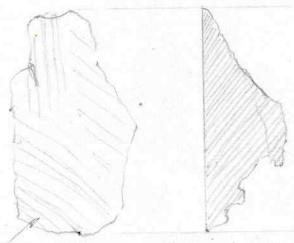

SCALE 1:2 SEE PHOTO Nos.

REMARKS Stucco fragments To Pa

← To Pa-



← To Guat.



"Brush" marks on surface.

Left
← at camp



PIEDRAS NEGRAS June 29, 1937 STR. _____

OP. No. S-16-11 MUSEUM CAT. _____

SCALE 1/2 SEE PHOTO Nos. _____

REMARKS Stucco fragments

S-17-13

PIEDRAS NEGRAS Jenu 1936 STR. R-1

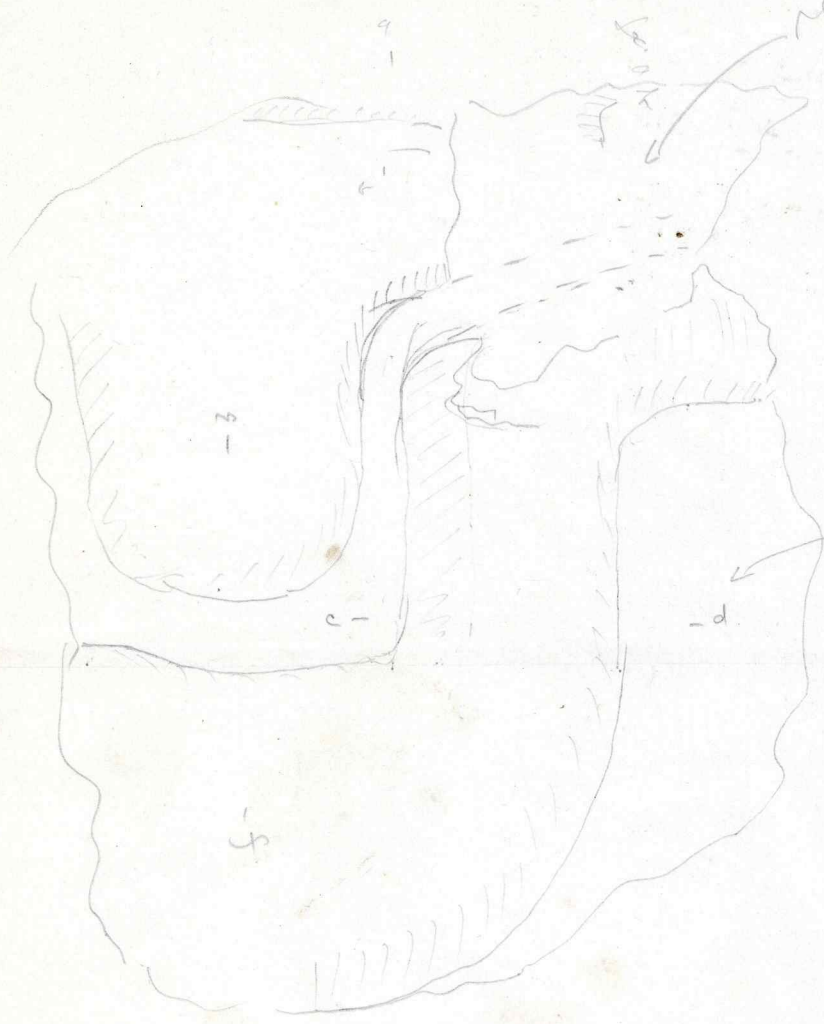
OP. No. S-17-13 MUSEUM CAT. Stucco

SCALE 1/2 SEE PHOTO Nos.

REMARKS See photo. Stucco ornament

rough & hollow flat.


Flat piece, with relief.

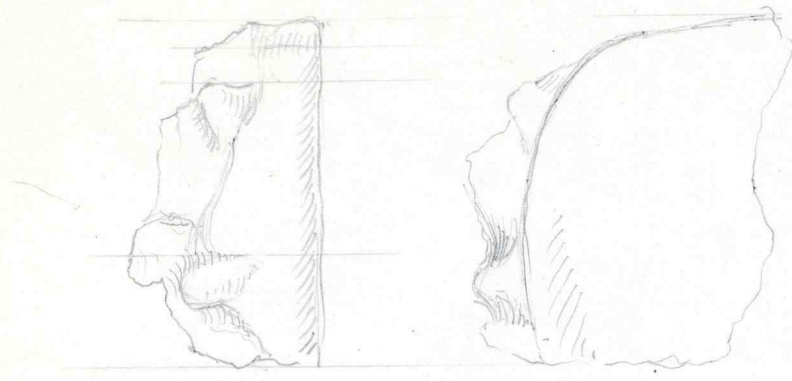


finished, red painted.

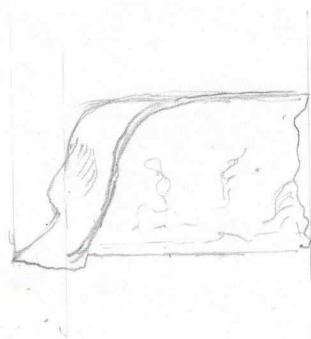
See S-5, full size.

See -d, full size.

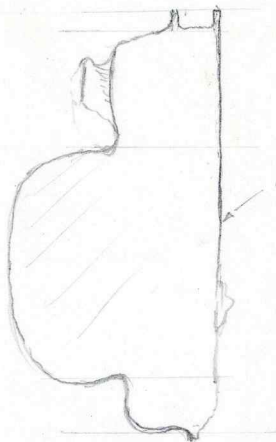
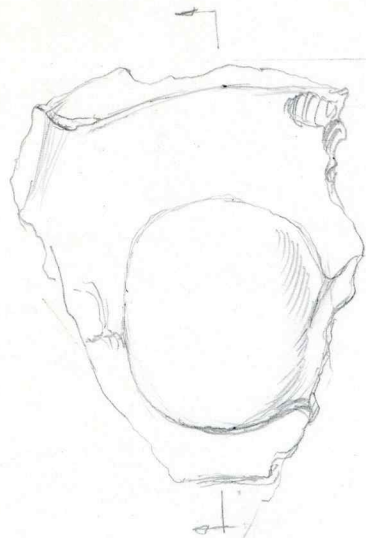




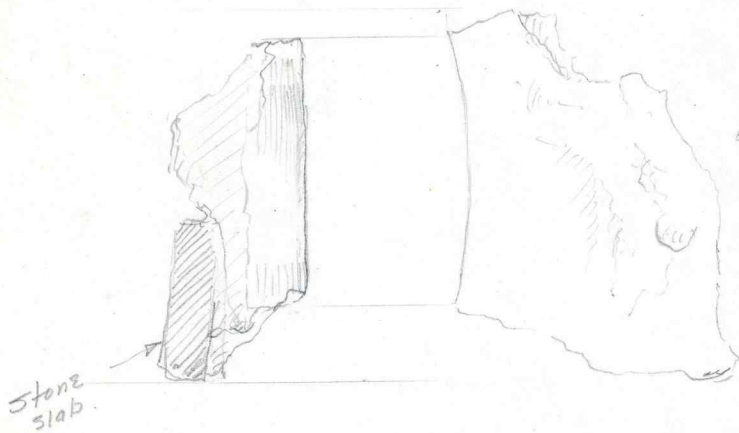
elevation ↑



PIEDRAS NEGRAS June 29 1937 STR. _____
OP. No. S-17-14 MUSEUM CAT. _____
SCALE 1:2 SEE PHOTO Nos. _____
REMARKS Stucco Fragment, T. Pa.



Section.



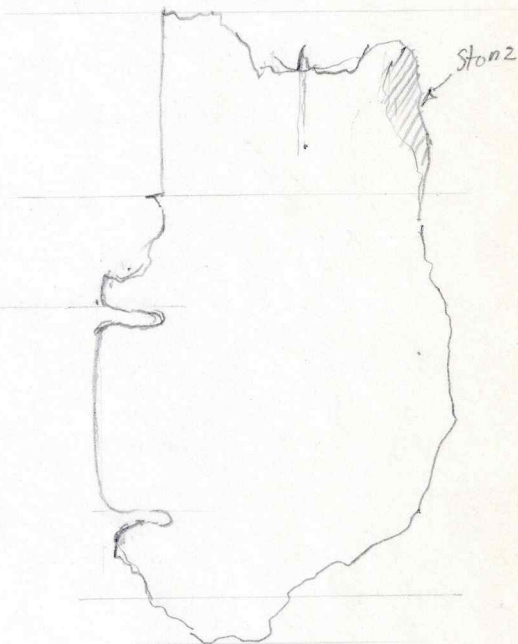
= rough plaster deposits,
not design.

PIEDRAS NEGRAS June 29 1937 STR. _____

OP. No. S-17-14 MUSEUM CAT. _____

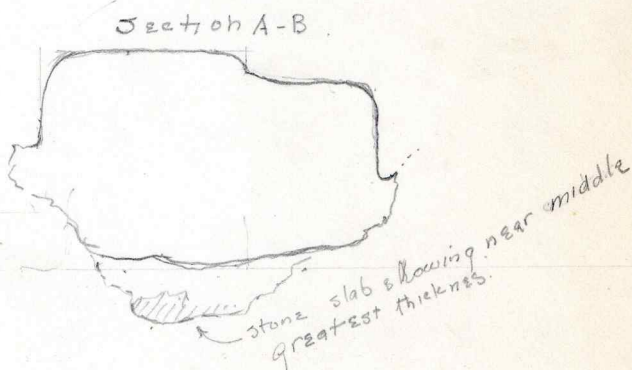
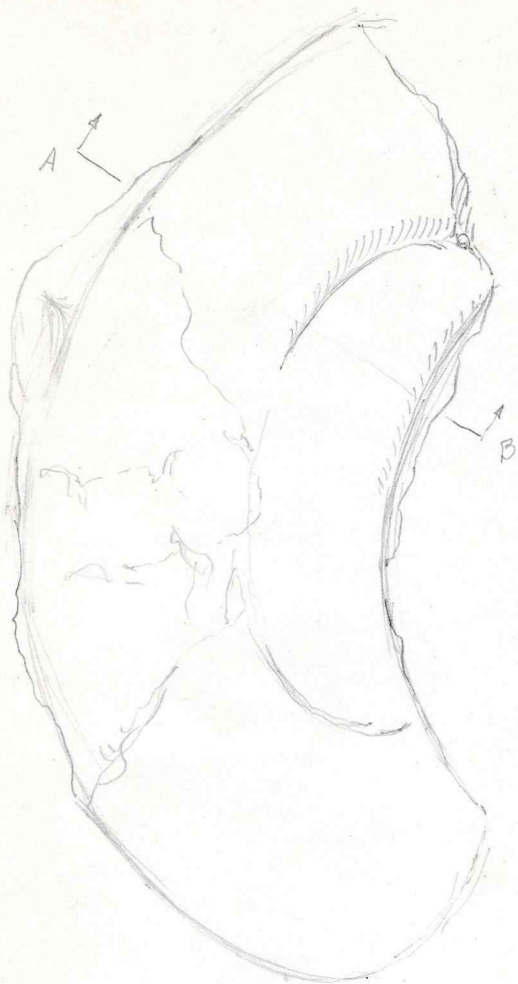
SCALE 1/2 SEE PHOTO Nos. _____

REMARKS Stucco fragments. To GWT.



Section

PIEDRAS NEGRAS June 29 1937 STR. _____
OP. No. S-17-14 MUSEUM CAT. _____
SCALE 1:2 SEE PHOTO Nos. _____
REMARKS Stucco fragment. at camp

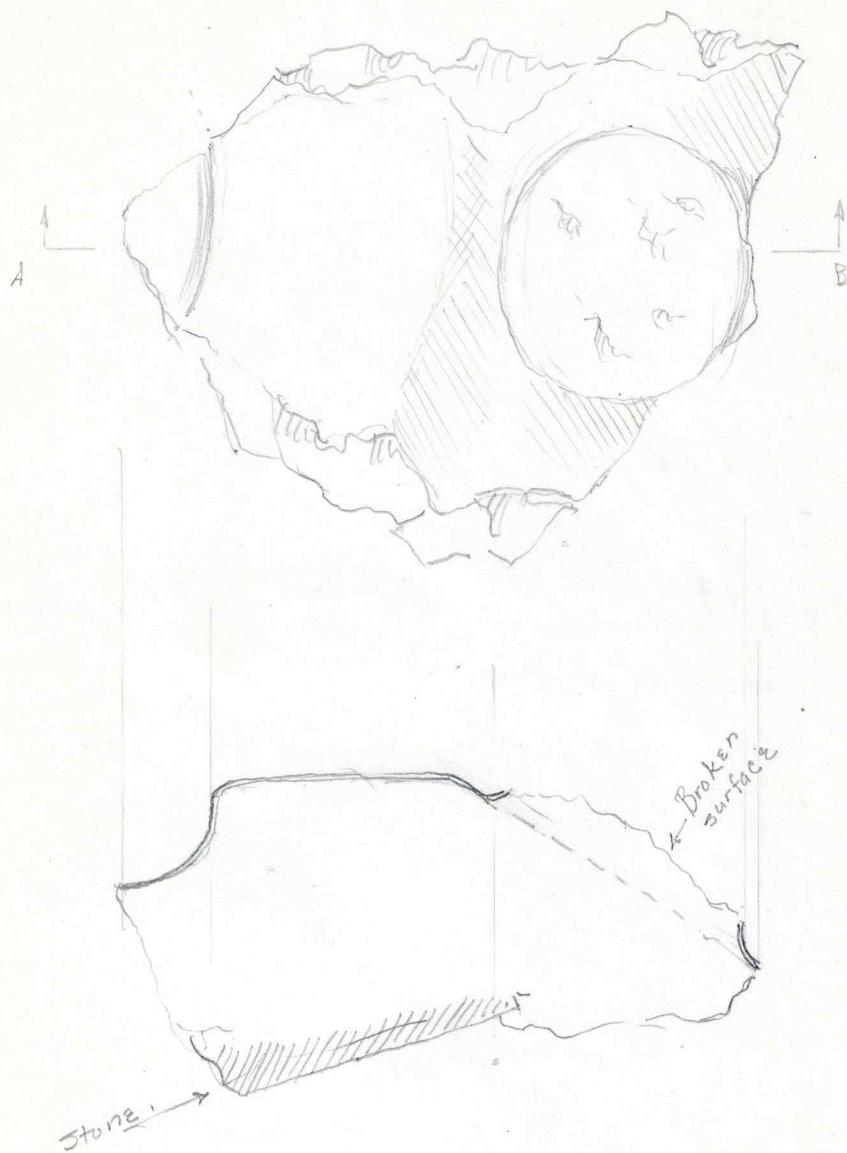


PIEDRAS NEGRAS June 29 1937 STR. _____

OP. No. S-17-14 MUSEUM CAT. _____

SCALE 1:2 SEE PHOTO Nos. _____

REMARKS Stucco fragment. At sup _____

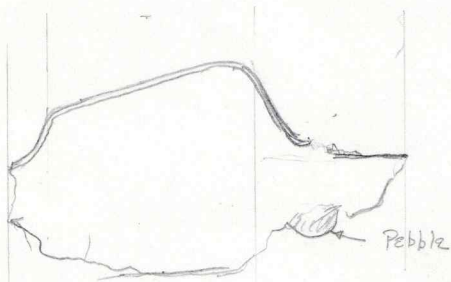
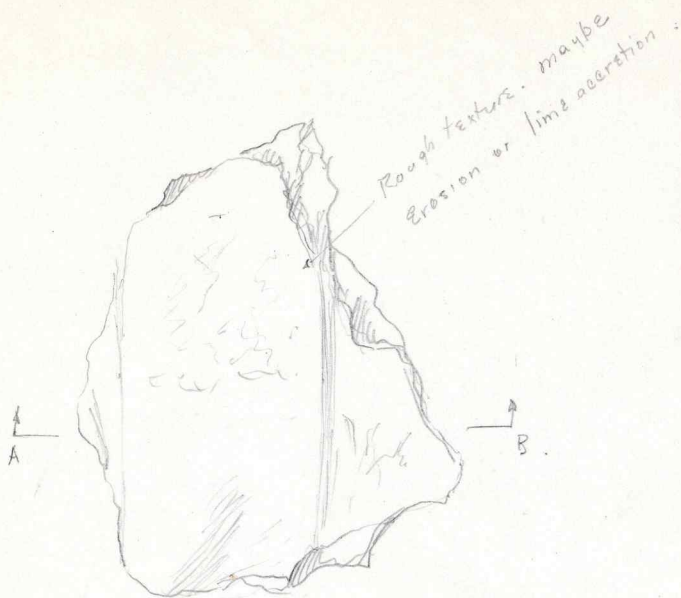


PIEDRA'S NEGRAS June 29 1937 STR. _____

OP. NO. S-17-14 MUSEUM CAT. _____

SCALE 1:2 SEE PHOTO Nos. _____

REMARKS Stucco fragment at camp



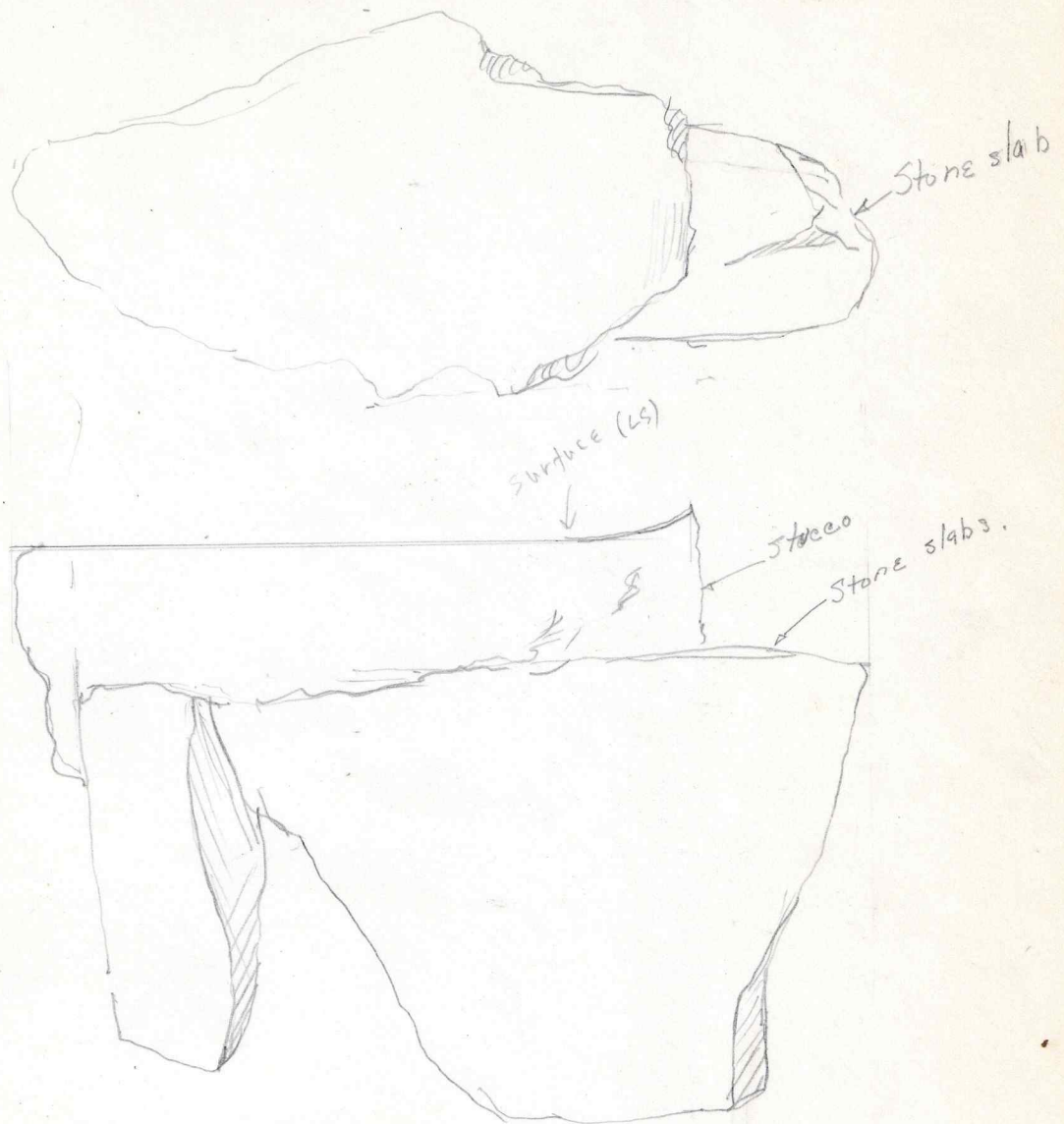
Section AB.

PIEDRAS NEGRAS June 29 1937 STR. _____

OP. No. S-17-15 MUSEUM CAT. _____

SCALE 1:2 SEE PHOTO Nos. _____

REMARKS Stucco fragment, at camp

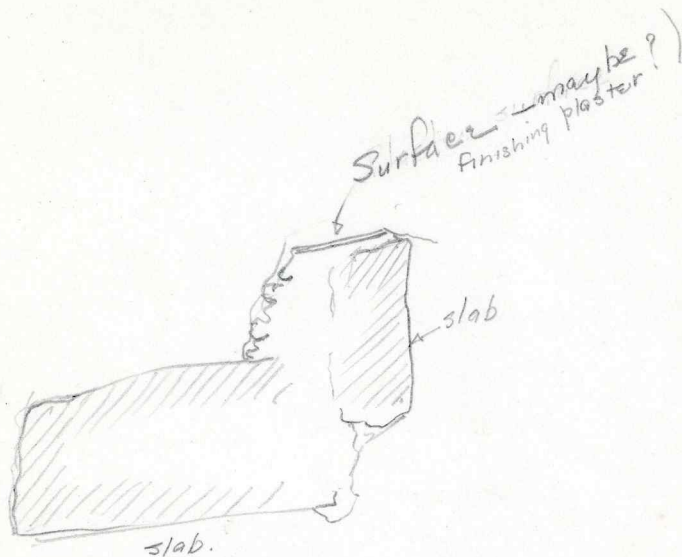


PIEDRAS NEGRAS June 29 1937 STR. _____

OP. No. S-17-15 MUSEUM CAT. _____

SCALE 1/2 SEE PHOTO Nos. _____

REMARKS Stucco & slab fragment at camp

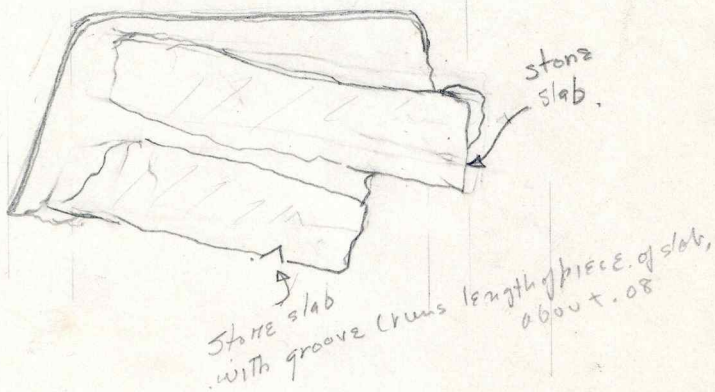
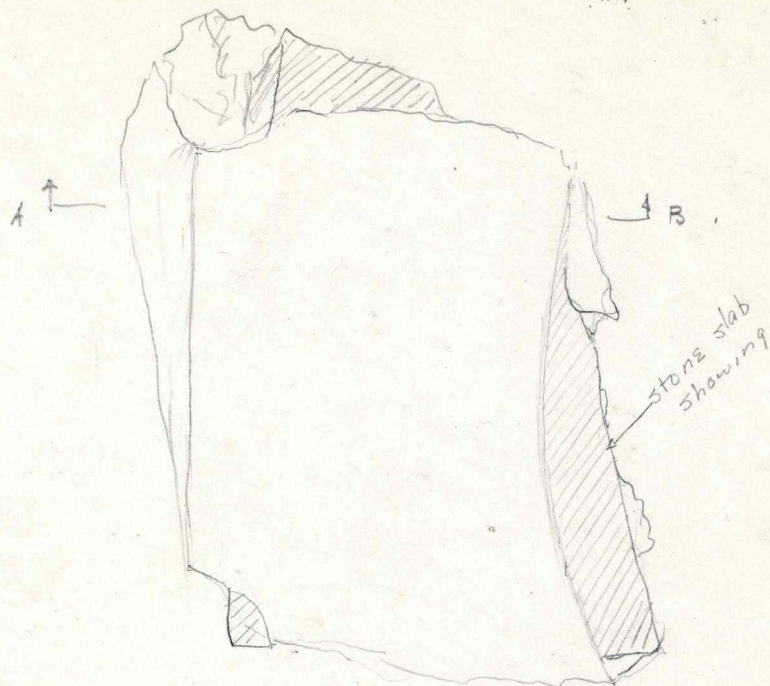


PIEDRAS NEGRAS June 29 1937 STR. _____

OP. No. S-17-15 MUSEUM CAT. _____

SCALE 1:2 SEE PHOTO Nos. _____

REMARKS Section of stucco fragment at comb



Section A-B.

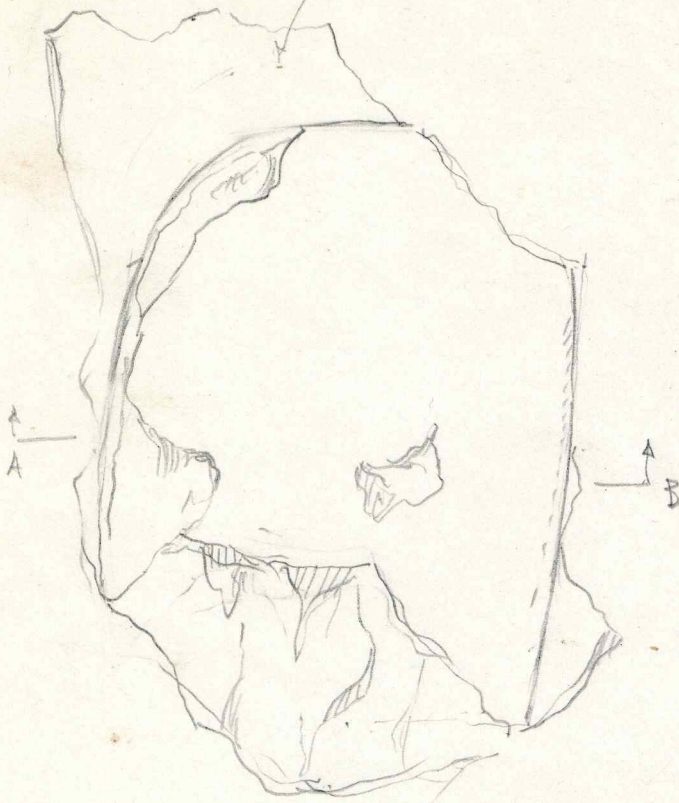
PIEDRAS NEGRAS June 29 1937 STR. _____

OP. No. S-17-17 MUSEUM CAT. _____

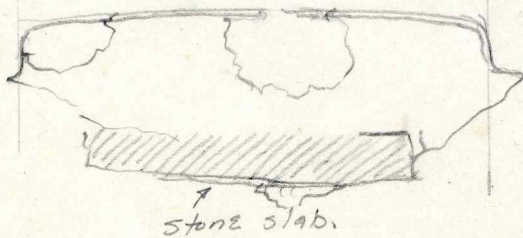
SCALE 1:2 SEE PHOTO Nos. _____

REMARKS Stucco fragment at camp

Flat surface
Directly on stone slab



Section A-B

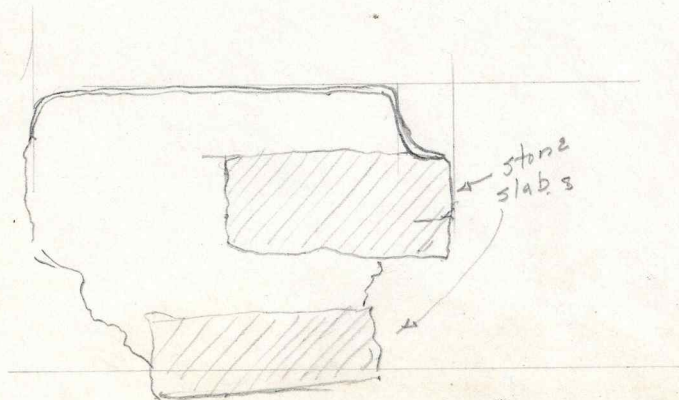
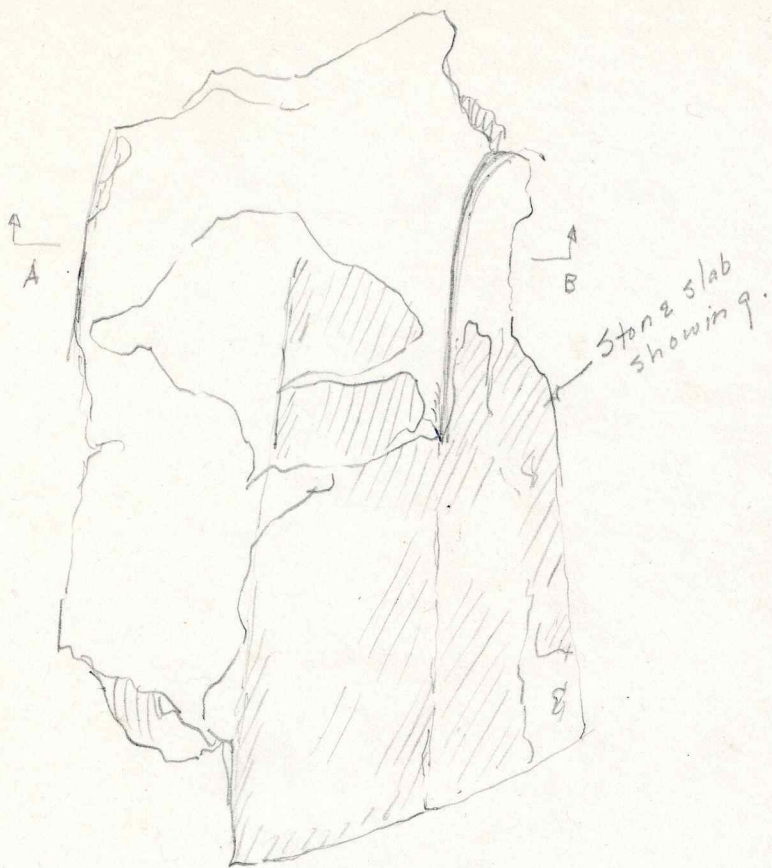


PIEDRAS NEGRAS June 29 1937 STR. _____

OP. No. 8-17-17 MUSEUM CAT. _____

SCALE 1:2 SEE PHOTO Nos. _____

REMARKS Stucco fragment on Pa



Section A B

PIEDRAS NEGRAS June 29 1937 STR. _____

OP. No. S-17-17 MUSEUM CAT. _____

SCALE 1:2 SEE PHOTO Nos. _____

REMARKS Stucco fragment at Camp

REMARKS

SCALE

SEE PHOTO Nos

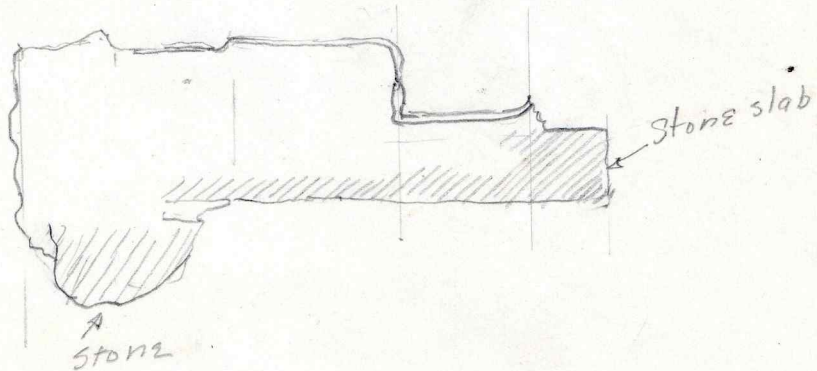
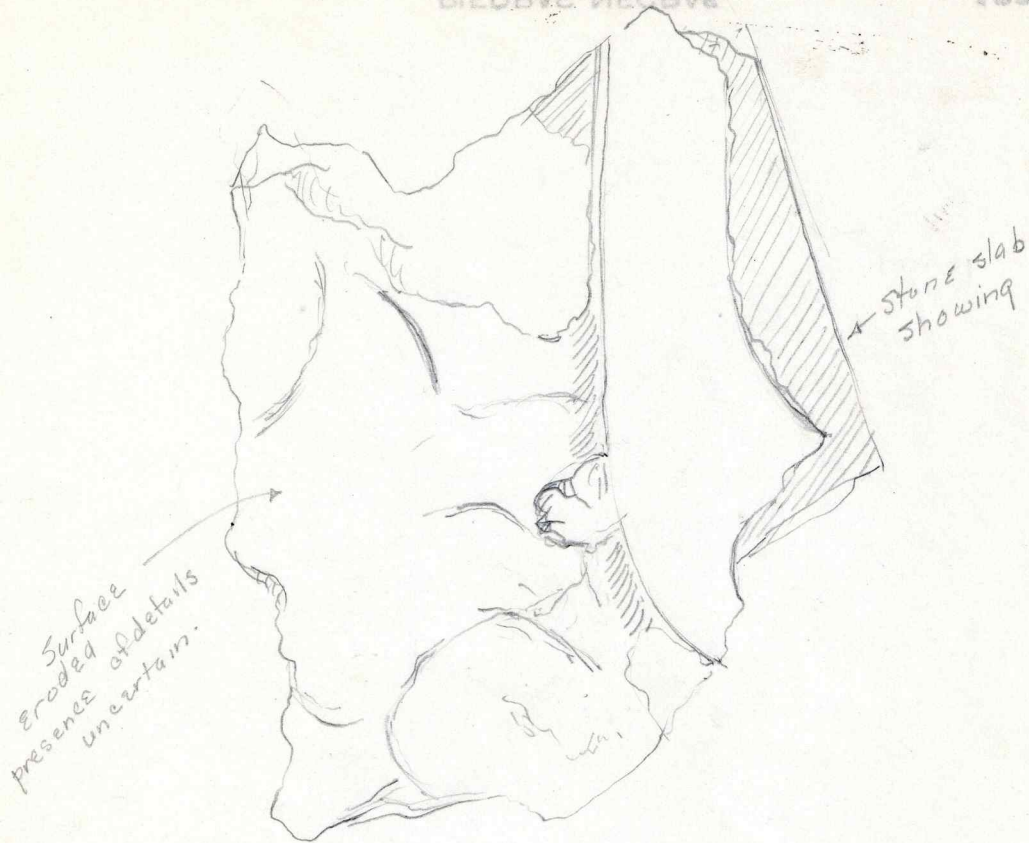
OP. No.

MUSEUM CAT.

PIEDRAS NEGRAS

193

STR




PIEDRAS NEGRAS June 29 1937 STR. _____

OP. No. S-17-17 MUSEUM CAT. _____

SCALE 1:2 SEE PHOTO Nos. _____

REMARKS Stucco fragment. D. Camp

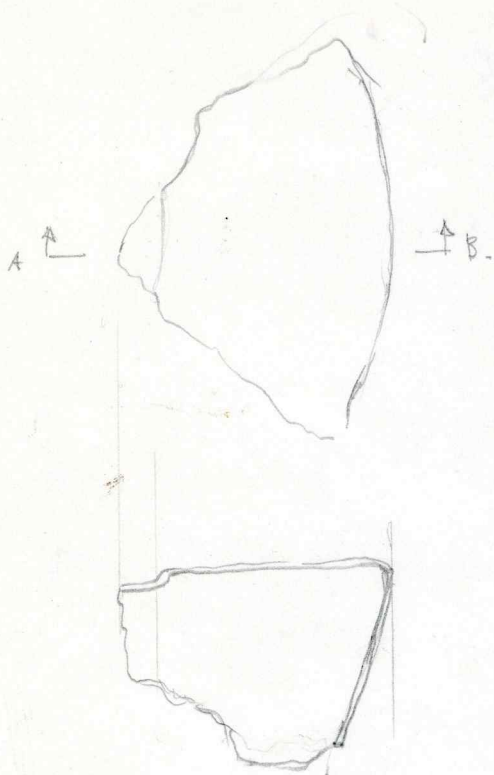


PIEDRAS NEGRAS June 29 1937 STR. _____

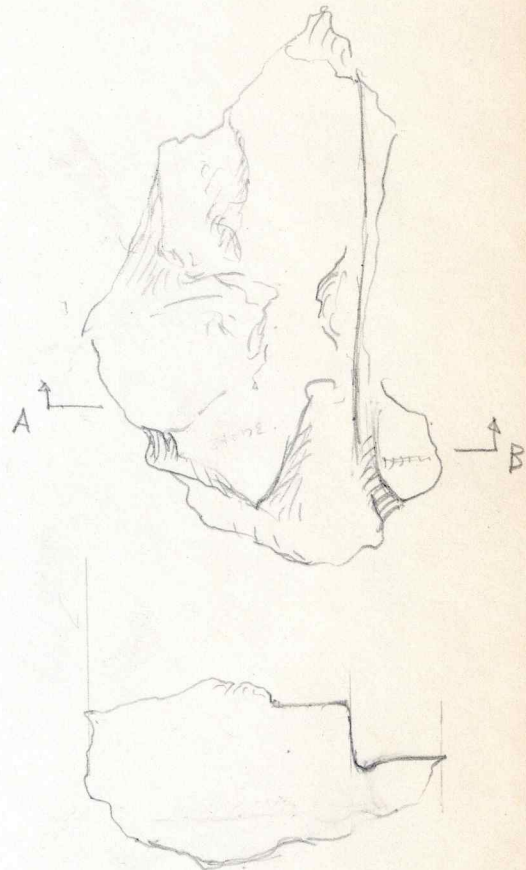
OP. No. S-17-18 MUSEUM CAT. _____

SCALE 1/2 SEE PHOTO Nos. _____

REMARKS Stucco fragments at camp

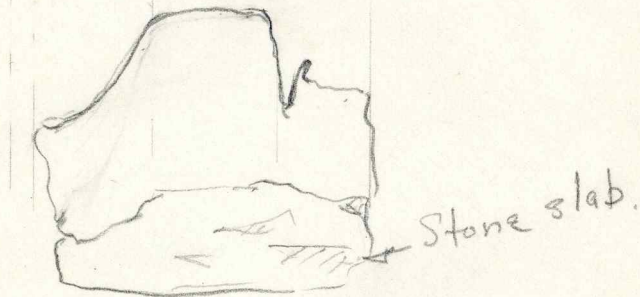
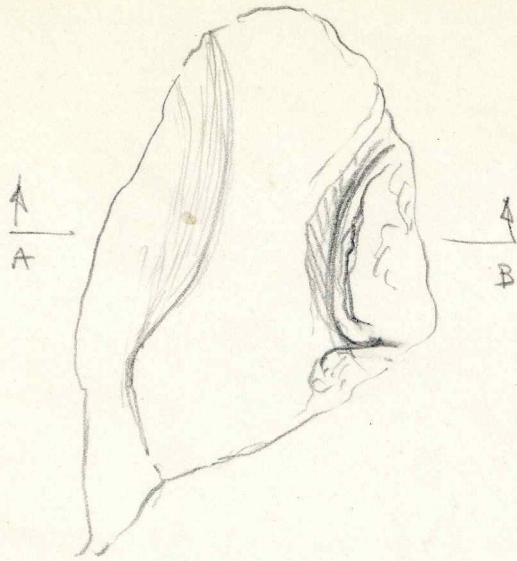


Section AB



Section AB.

PIEDRAS NEGRAS June 29, 1937 STR. _____
 OP. No. 9-17-18 MUSEUM CAT. _____
 SCALE 192 SEE PHOTO Nos. _____
 REMARKS Stucco fragments. at carb



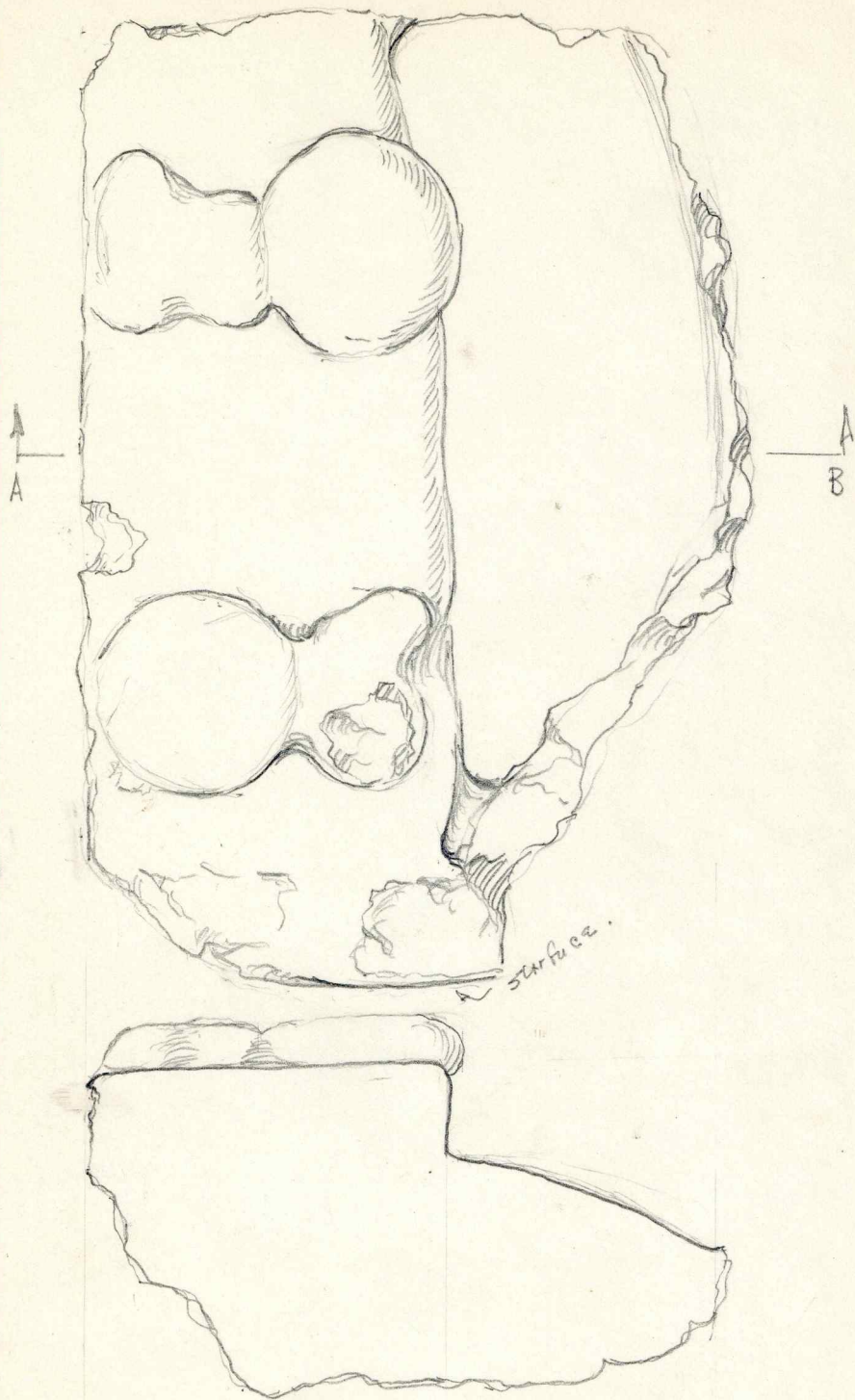
Section & B.

PIEDRAS NEGRAS June 29 1937 STR. _____

OP. No. S-17-22 MUSEUM CAT. _____

SCALE 1/2 [Ⓛ] SEE PHOTO Nos. _____

REMARKS Stucco fragment. at camp




Section AB.

PIEDRAS NEGRAS JUNE 29 1937 STR.


CP. No. S-17-22 MUSEUM CAT. _____

SCALE ① 1/2 SEE PHOTO Nos. _____

REMARKS Stucco fragment



Section A-B

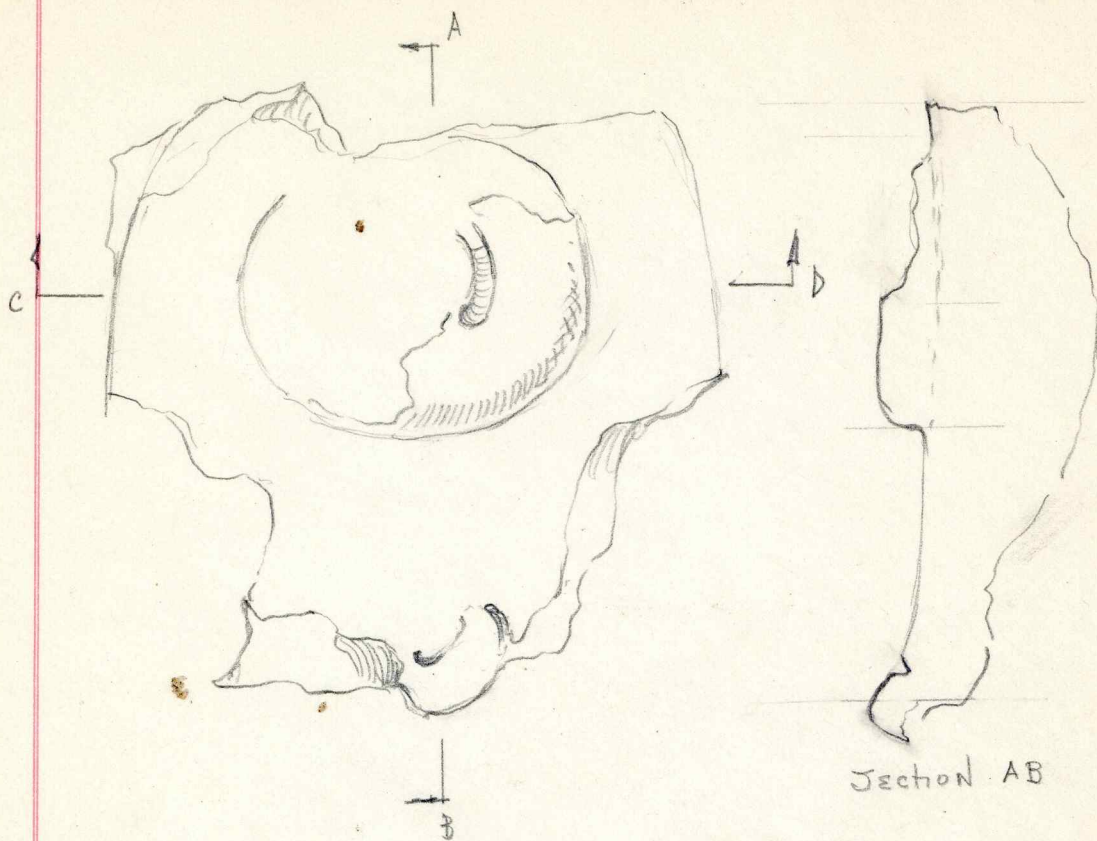


PIEDRAS NEGRAS Jun 29 1931 STR. slab

OP. No. S-17-22 (2) MUSEUM CAT. _____

SCALE 1/2 SEE PHOTO Nos. _____


REMARKS Stucco Fragment at camp



Section AB

Section C-D

PIEDRAS NEGRAS JUNE 29 1937 STR. _____
 Cat. No. S-17-22 MUSEUM CAT. _____
 SCALE 1/2 ^③ SEE PHOTO Nos. _____
 REMARKS Stucco fragment, 100 camp



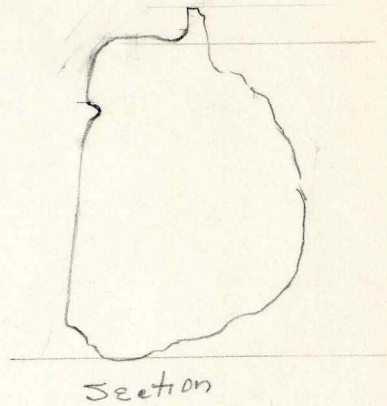
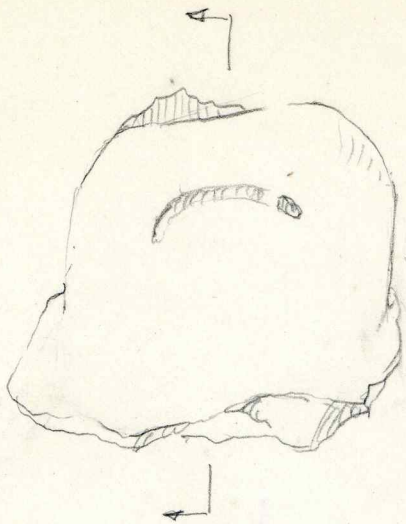
Section note by L.S.

PIEDRAS NEGRAS JUNE 1937 STR. _____

CT. No. S-17-22 MUSEUM CAT. _____

SCALE 1/2 ⁽⁴⁾ SEE PHOTO Nos. _____

REMARKS Stucco fragment. ad cond


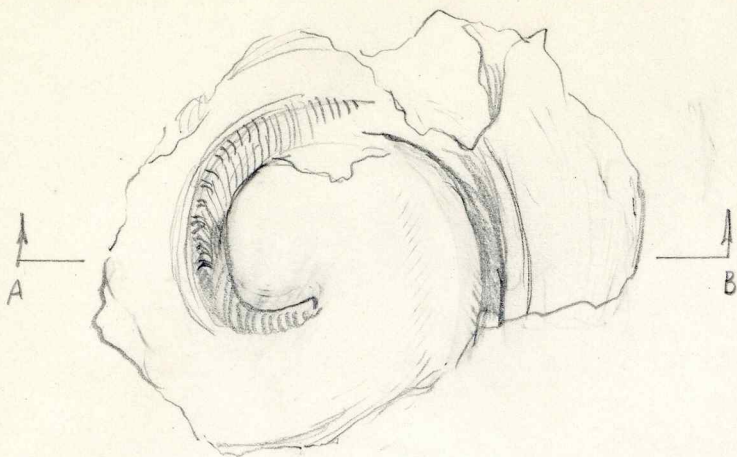


PIEDRAS NEGRAS JUNE 29 1937 STR. _____

Cat. No. S-17-22 MUSEUM CAT. _____

SCALE (4) 1/2 SEE PHOTO Nos. _____

REMARKS Stucco fragment. no cap



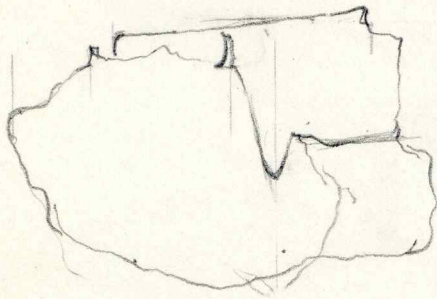
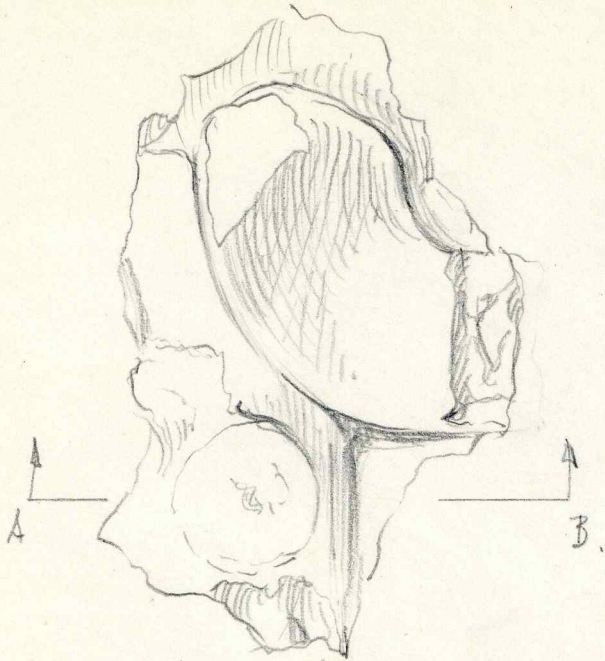
Section, AB.

PIEDRAS NEGRAS JUNE 29 1937 STR. _____

OP. No. 8-17-22 MUSEUM CAT. _____

SCALE (5) 1/2 SEE PHOTO Nos. _____

REMARKS Stucco fragment, To Penna.



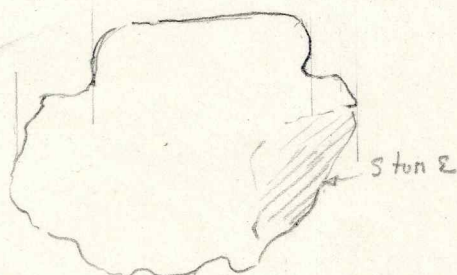
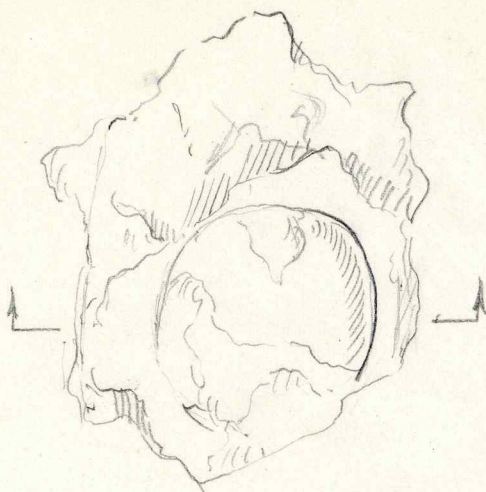
Section A B.

PIEDRAS NEGRAS JUNE 29 1937 STR. 112

OP. No. S-17-22 MUSEUM CAT. 5

SCALE 1:2 SEE PHOTO Nos. 5

REMARKS Stucco fragment to Gta.



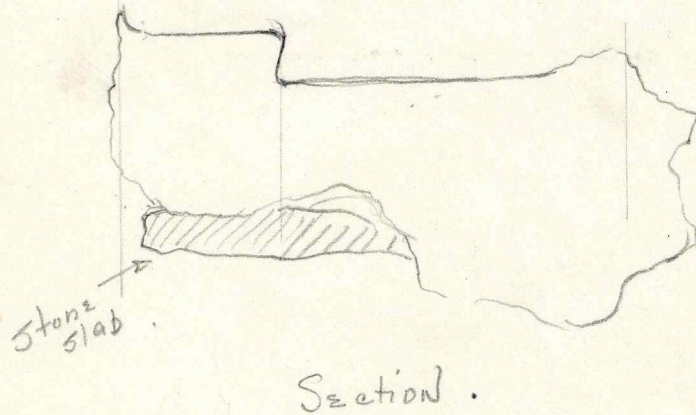
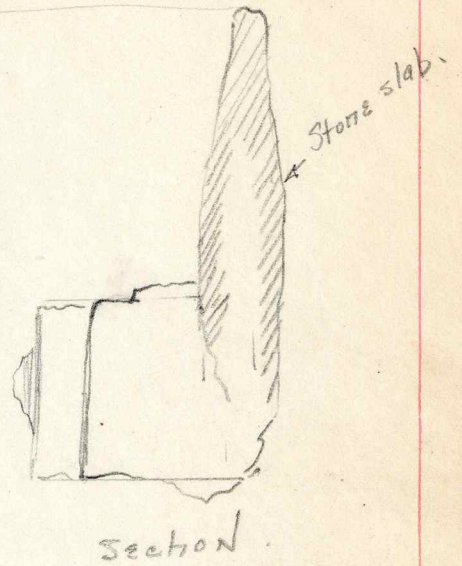

Section

PIEDRAS NEGRAS June 29 1937 STR. _____

OP. No. S-17-22 MUSEUM CAT. _____

SCALE 1/2 SEE PHOTO Nos. _____

REMARKS Stucco fragment. at Camp _____

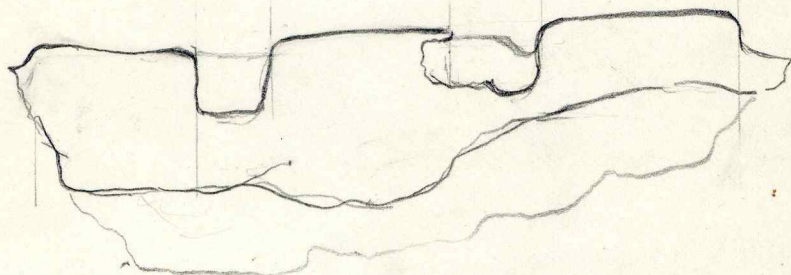
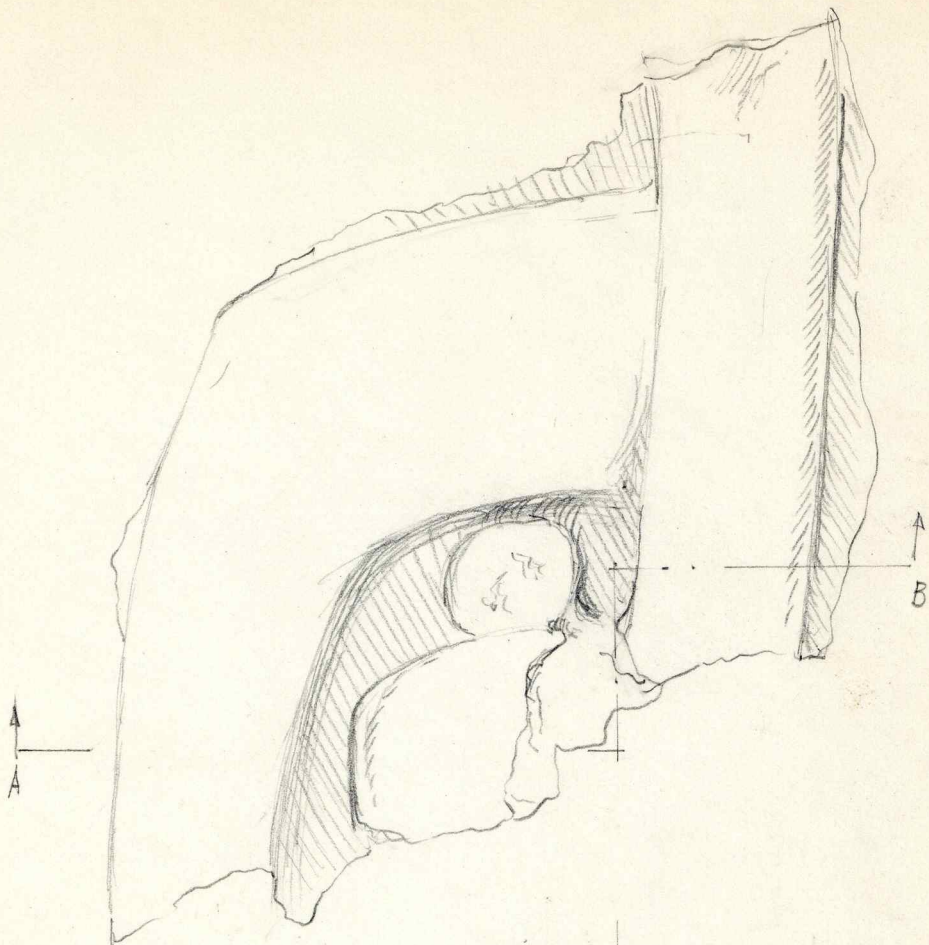


PIEDRAS NEGRAS _____ 1937 STR. R-1

OP. No. S-17-22 MUSEUM CAT. _____

SCALE 1/2 (7) SEE PHOTO Nos. _____

REMARKS Stucco Fragment. Pema.





Section A-B.

PIEDRAS NEGRAS June 29 1937 STR.

CP. No. S-17-22 MUSEUM CAT. _____

SCALE (9) 1:2 SEE PHOTO Nos. _____

REMARKS Stucco Fragment. at camp



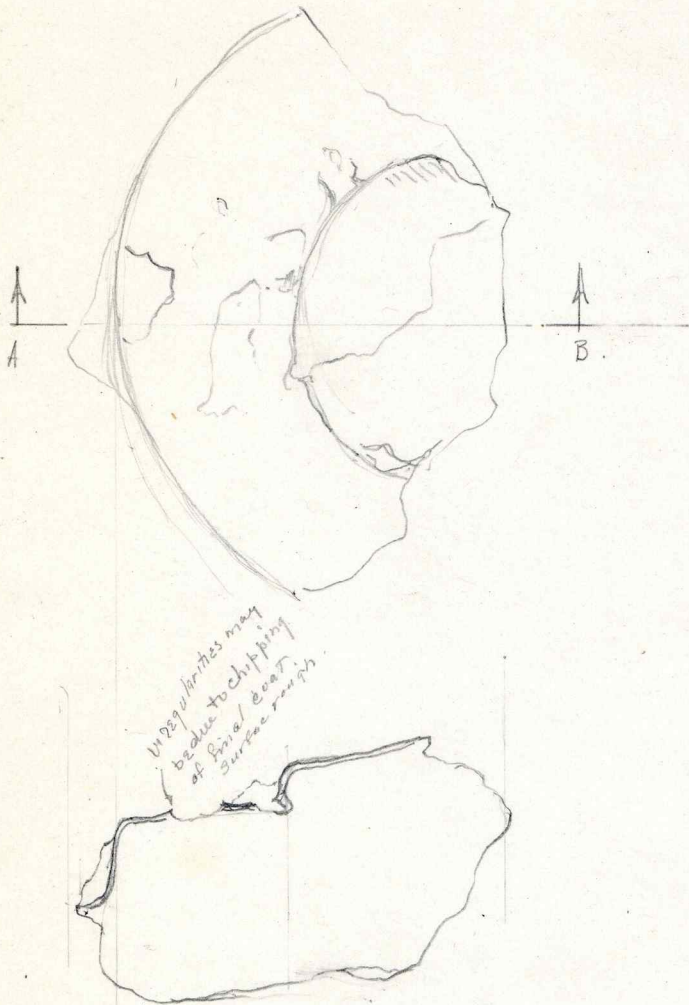
Section A-B.

PIEDRAS NEGRAS June 29 1937 STR.

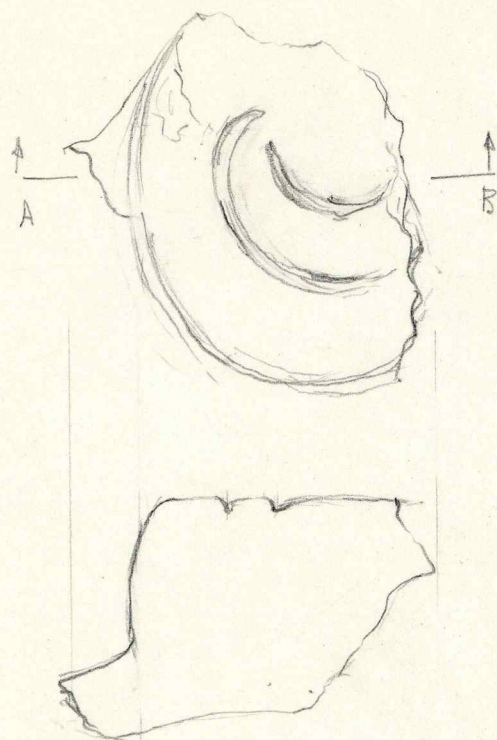
CF. No. S-17-22 MUSEUM CAT.

SCALE (10) 1/2 SEE PHOTO Nos.

REMARKS Stucco fragment to Camp



PIEDRAS NEGRAS June 29 1937 STR. _____
 OP. No. S-17-22 MUSEUM CAT. _____
 SCALE (11) 112 SEE PHOTO NOS. _____
 REMARKS Stucco fragment at camp _____



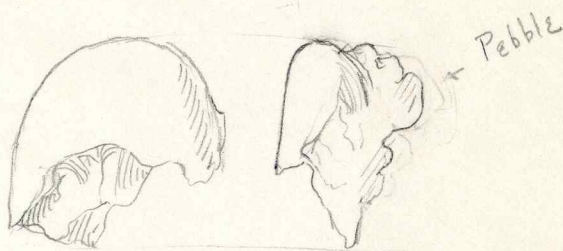
Section A-B

PIEDRAS NEGRAS JUNE 29 1937 STR.

CO. No. 5-17-22 MUSEUM CAT.

SCALE (12) 1/2 SEE PHOTO Nos.

REMARKS Stucco FRAGMENT

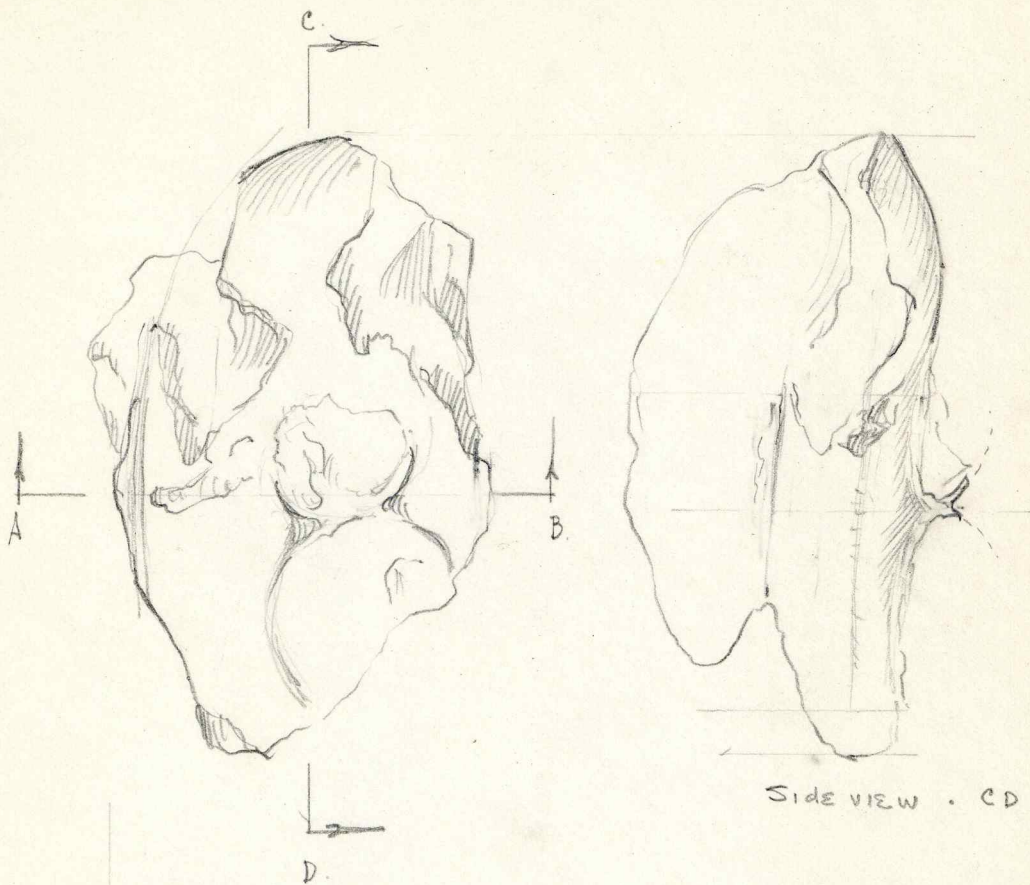


PIEDRAS NEGRAS June 29 1937 STR.

OR. No. 8-17-22 MUSEUM CAT.
Lot wasn't marked - was in lot 12 Bagel believe (L.S.)

SCALE 1/2 SEE PHOTO Nos.

REMARKS Stucco fragment.




Bodily eroded surface -
 probably all as in section
 - curved band (in section)
 with discs: ← probably end of the relief.



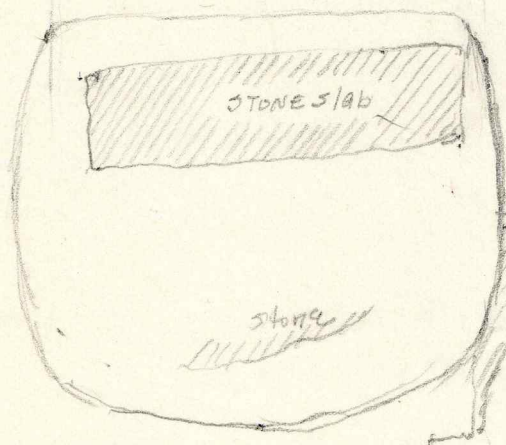
Section A-B

PIÉDRAS NEGRAS June 29 1937 STR.
 OR. No. S-17-22 MUSEUM CAT. _____
 SCALE (12) 1/2 SEE PHOTO Nos. _____
 REMARKS Stucco fragment



Str. K-5
 Stucco fragment.
 Ob. W-5; left on str K-6-6

Spec. K-5
stucco fragment.
Op W-5; left on
str. K-5-6

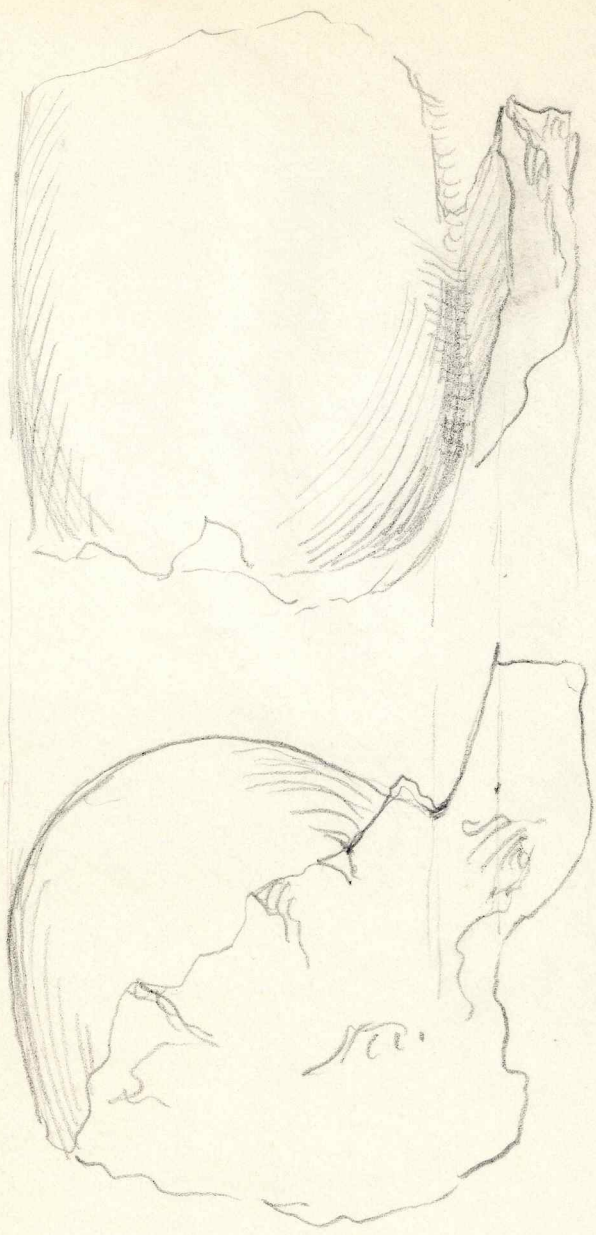


rear face not as
smooth as flat
face & sides

Op W-5 3

1st down K-6-6.

(~~is~~ this sheet found with others labeled K-5, in TAP book, between sheets so labeled.




PIEDRAS NEGRAS 193 STR. ⁴

OP. No. W-5 MUSEUM CAT. Left side K-10-6

SCALE SEE PHOTO Nos.

REMARKS sketch found in TAP book between sheets
labeled K-5.

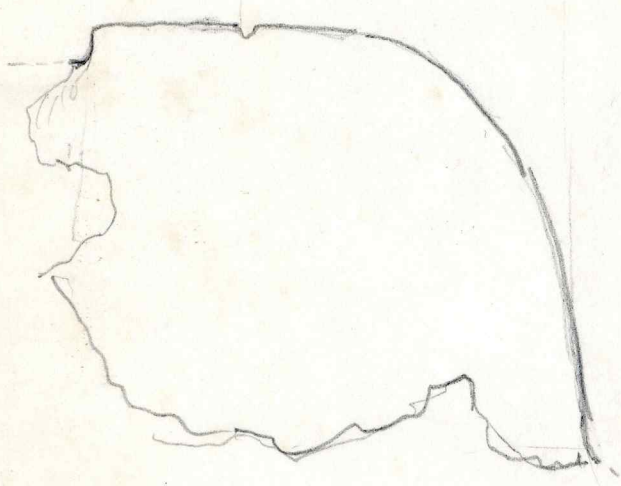
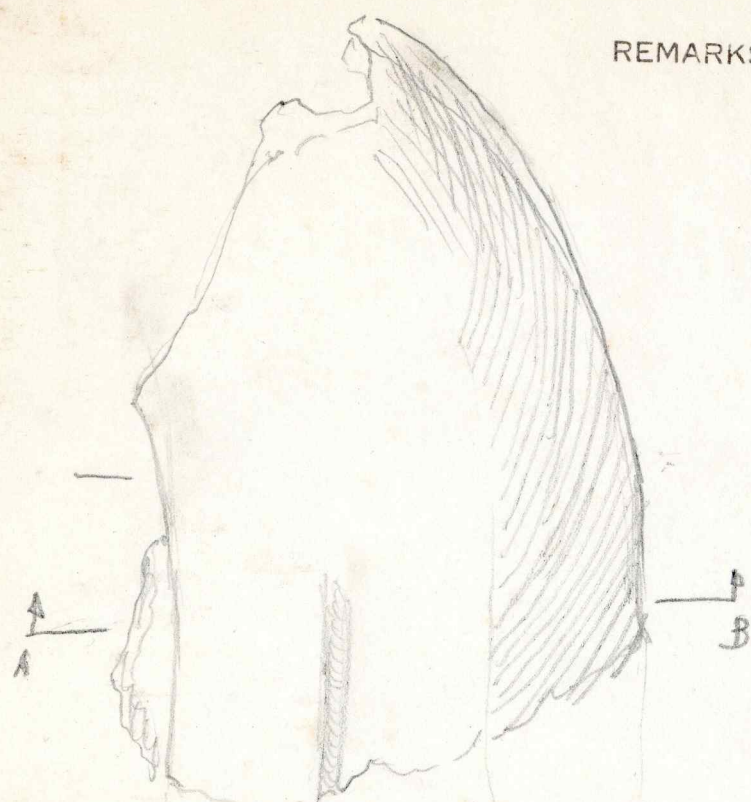


PIEDRAS NEGRAS July 1 1937 STR. ⁵

OP. No. _____ MUSEUM CAT. K-5

SCALE _____ SEE PHOTO Nos. _____

REMARKS Stucco fragment.



Section AB

S11 J-18

do W-13-3

W-13

Frame

100mm.

Stucco

W-13-3

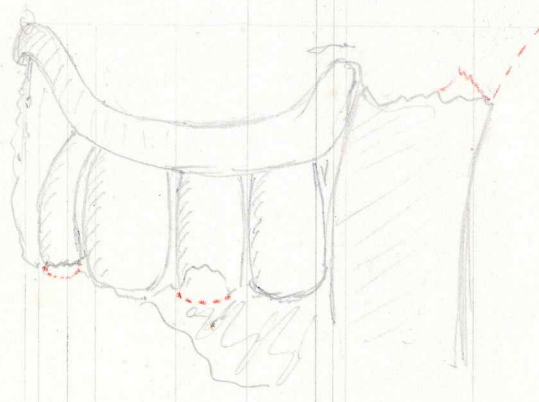

L-70-199

200

201



V	h
1 .05	.01
2 .036	.000
3 .000	.035
4 .010	.043
5	
6	
7	



See upper left corner of photo # 430.

5 1/2

11

5-18
op W-13-

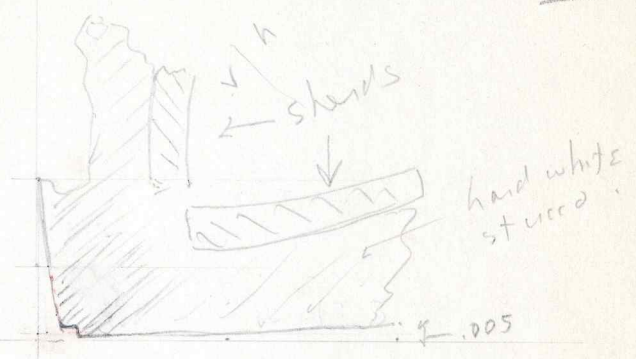
W-13-3

FW-13-18

Stucco

- W-13-3
- W-13-14
- W-13-18

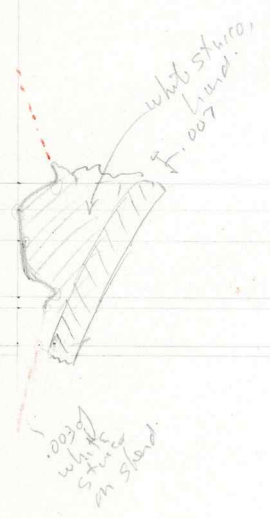
v	h
1	.020, .003
2	.042, .006
3	



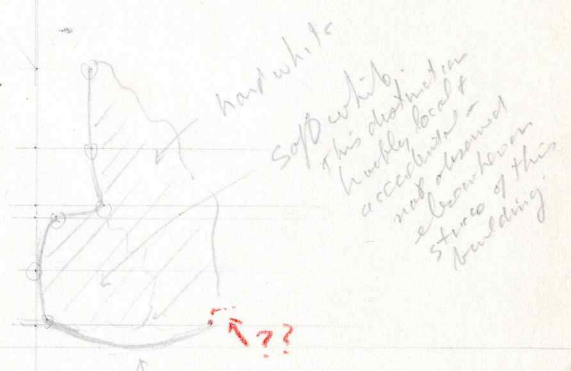
← .085 →
W-13-3 - see photo 430.

v	h
1	.003, .006
2	.012, .008
3	.015, .010
4	.020, .002
5	.038, .000
6	.045, .010

Curved
 see photo #430
W-13-18
L-70-60

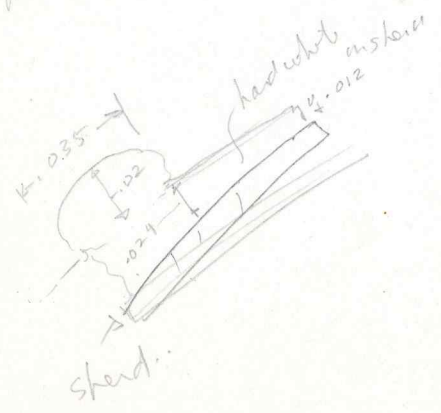


v	h
1	.007, .03
2	.020, .000
3	.034, .005
4	.037, .018
5	.052, .015
6	.073, .015



↑ noticeable ridge for length (.06) we have.

W-13-14
L-70-235
 to 243



Stucco W-13
 W-13-6
 W-13-14

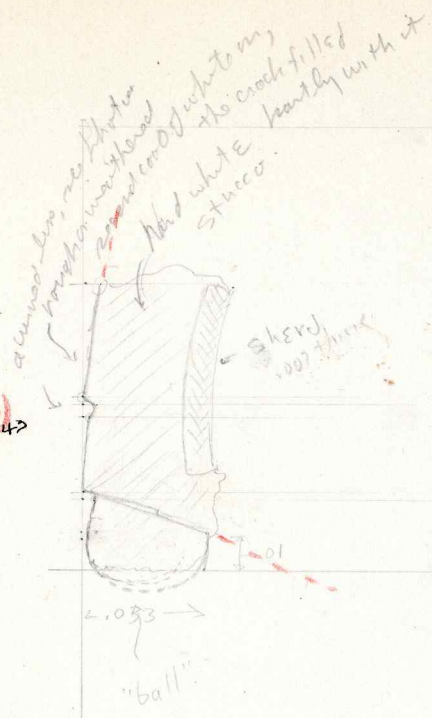
Scale 1:2
 See Photo
 Field #429

576 J-18
 Stucconates
 1935

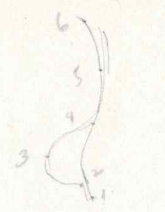
W-13-14
 (7mm diam)
 L-70-235 to 242

1	.048	.003
2	.02	0.10
3	.04	.002
4	.043	.003
5	.045	0.00
6	.075	.004.

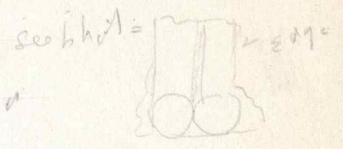
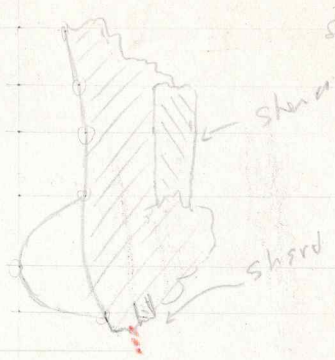
Top left in
 Photo # 429



W-13-6




v.h	
1	.003
2	.01 .023
3	.022 .000
4	.041 .018
5	.058 .018
6	.07 .016
7	.085 .012

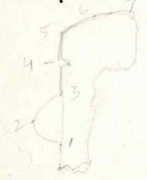


W-13-6

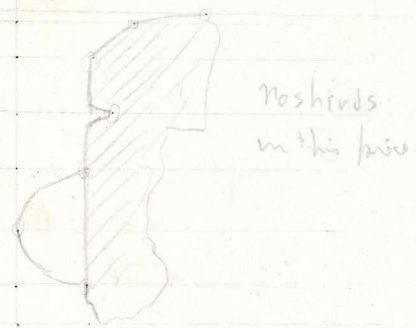
See photo.
 (Shows section)



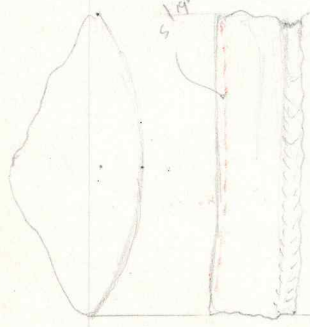
W-13-6 - See photo - this is next on 2nd + 3rd in top row.
 L-70-204 to 210



v.h	
1	.01 .019
2	.025 0.00
3	.042 .014
4	.056 .025
5	.071 .02
6	.08 .034
7	.082 .05

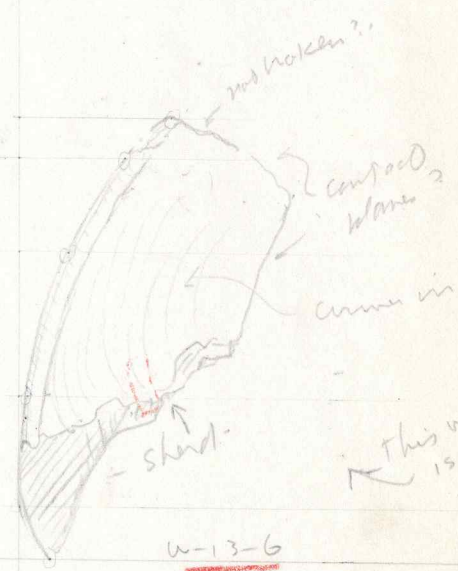


slightly concave front of 'ball'?



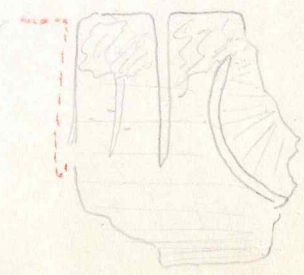
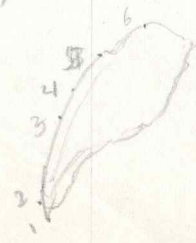
v.	h.
1	.00 .08
2	.013 0.00
3	.042 .002
4	.08 .013
5	.195 .028
6	.116 .04

W-13-6
 (not photographed)



This may be from here

W-13-6




Stucco W-13-6 (thru W-13)


Round

Field Photo # 429 I-18

Stucco



W-13-6



shortly a "corner"

Largest of the "feather ends" in Photo #


	v	h
1	1.007	
2	2.02	0.00
3	3.035	.017
4	4.054	.048



maxim diam. - tapers down to blunt end.

W-13-6

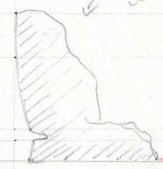
feather? or fungus?



slight curve down on either end, just noticeable in .105 cm.

hard white blister

W-13-6

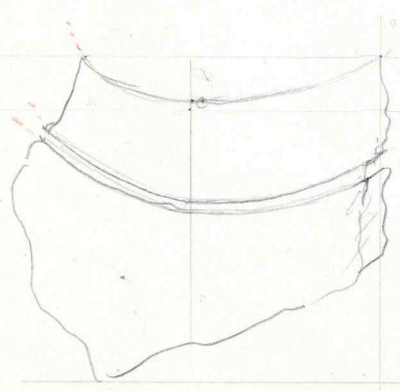


good but soft white mortar

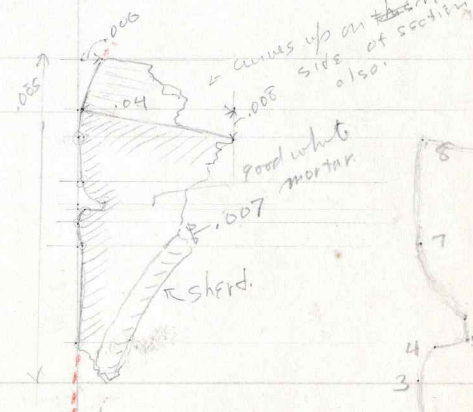


	v	h
1	0.00	.04
2	.005	.005
3	.008	.004
4	.027	.0.00
	.039	.0.00

approx flat. on in know .035 long.



W-13-6

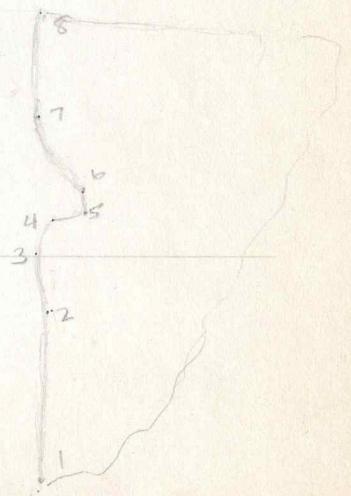


curves up on ~~the~~ ^{tempor} side of section also.

good white mortar

shear.

	v	h
1	.01	.0.00
2	.036	.001
3	.042	0.00
4	.046	.002
5	.047	.007
6	.053	.001
7	.065	0.00
8	.072	.001



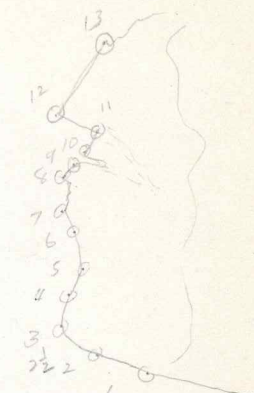
Male

1st cood
is directly
on spotted
gray mass.

2nd cood
did not
extend to
the 3rd
added .015
to cheek - the 2 colors are
including most of junct.

The 3rd cood is thin
on side of cheek,
thick on chin.

22	.030	.0625
62	.065	.005
	v	h
1	.010	.031
2	.020	.009
3	.040	.000
4	.055	.003
5	.061	.006
6	.083	.000
7	.097	.000
8	.100	.003 (90 in .015 to base of teeth)
9	.103	.010
10	.110	.012
11	.118	.000
12	.144	.008
13		



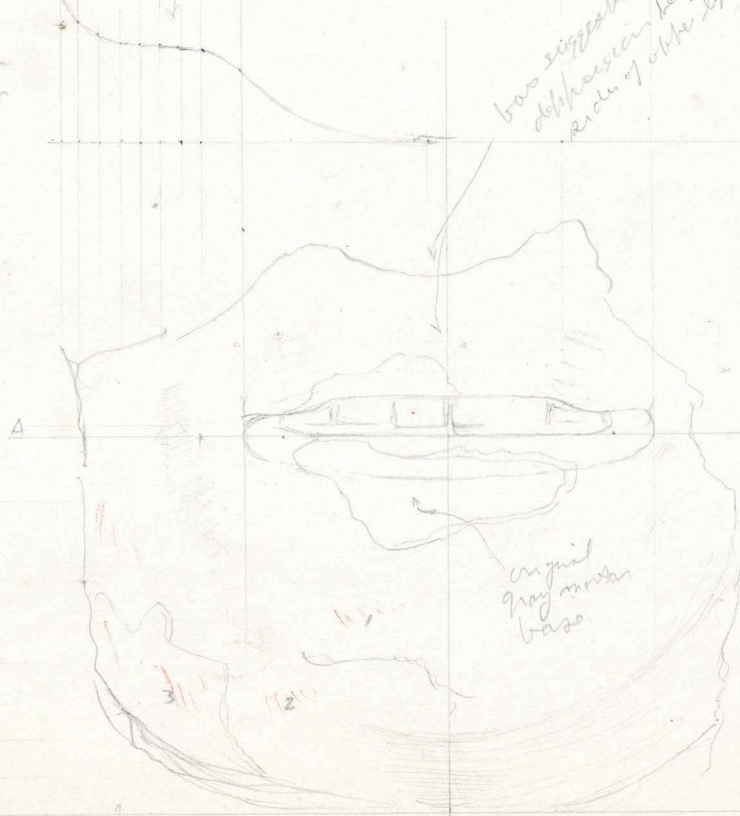

very hard bluish-gray
stucco shell, most flat,
like head of R.S.
.027 thick.
Picked by S. (Denture
hand) white, thin of the
two, at center, is
.05, well toward apex
of 5, kinds or other
material.

Sec. A B

suggested suggestion of S.M.T.E.

bars suggestion of depression between side of upper lip.

found something with following character



.057,00
.12
cood side.

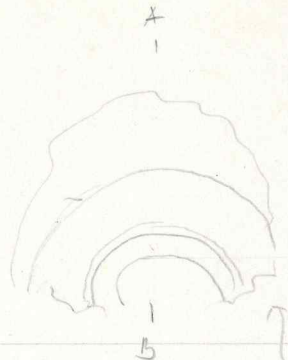
1:2

- ① - original cood of reddish orange tint on white plaster base which varies from .001 to .003 in thickness.
- ② - Same color on secondary stucco cood - from nothing to .001 thick.
- ③ - Third cood. same color on best stucco cood, from .005 to .0015 thick. Colors were all over including teeth.


Stucco
W-13-8
SH 54

W-13

Stucco
W-13-8
W-13-10



See A-B



Surface much smoother
& finer than W-12-6, ~~the~~
better preserved, or
better work.

A number of W-12-14
& small fragments show
this fine surface.

But a fragment badly
eroded, on the W-13-6
blow # 429, may be part
of this same feather (?)
material.

Form mapped
in photo Field 428

W-13-8
1:2
feather?
from room



W-13-10
L-7-228
(from throne).

Note - nothing
worth drawing
in photo in
W-13-12.

L-70-247.248.249

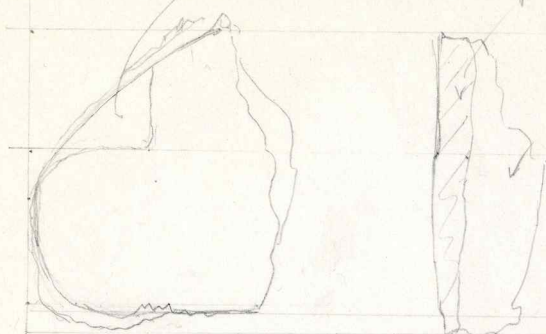
very low relief (.0005 ±)

Stucco

W-14-4

Stucco

1:2



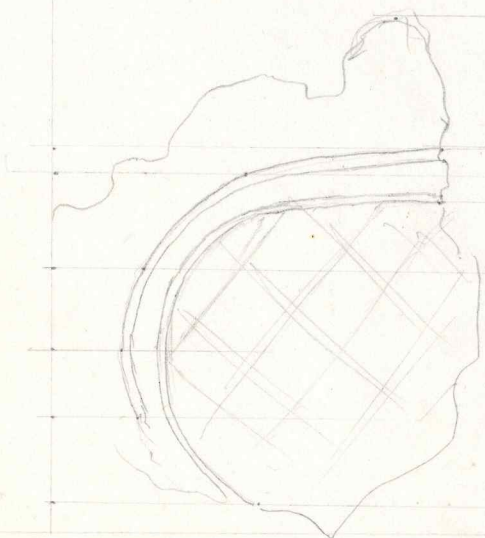
hard gray
soft white



has an irregular line in plan this unit probably added to a larger base! or else no hardness results from working

soft white core
hard shell .0005" th ±

and from drawing curve in west photos. (inner band) .002 deep
hard white, shell-like
soft white, not shell-like




abbe memo surface

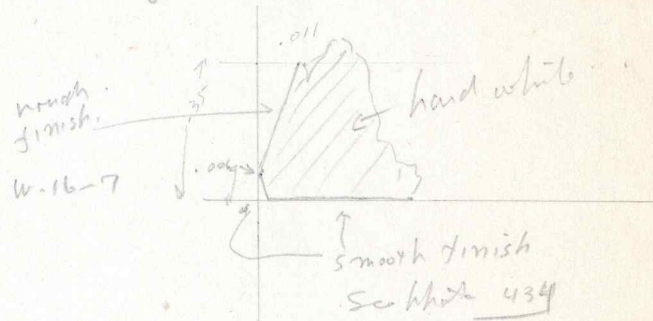
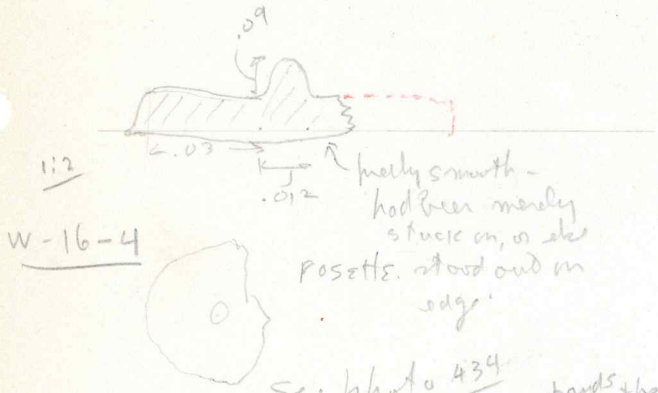
Stucco
W-16-4
W-16-9

ST I-4


W-16 Stucco
miles
Stucco to
quat. 1935



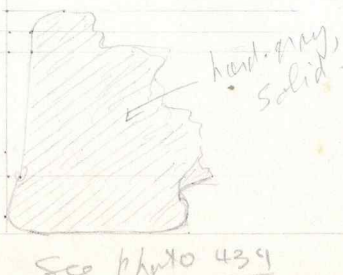
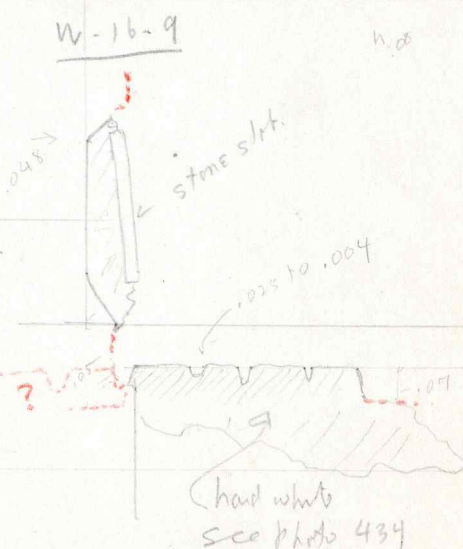

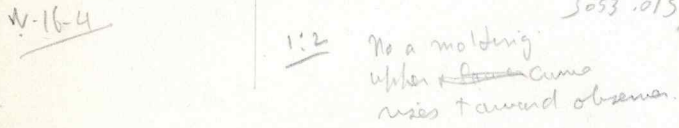
W-16-2 - further fragments - include
hard gray which has come off, showing a
little final surface.



See photo 434




also a flat piece of hard gray
.035 thick, .05 x .08.
NB - there is no final white on
it



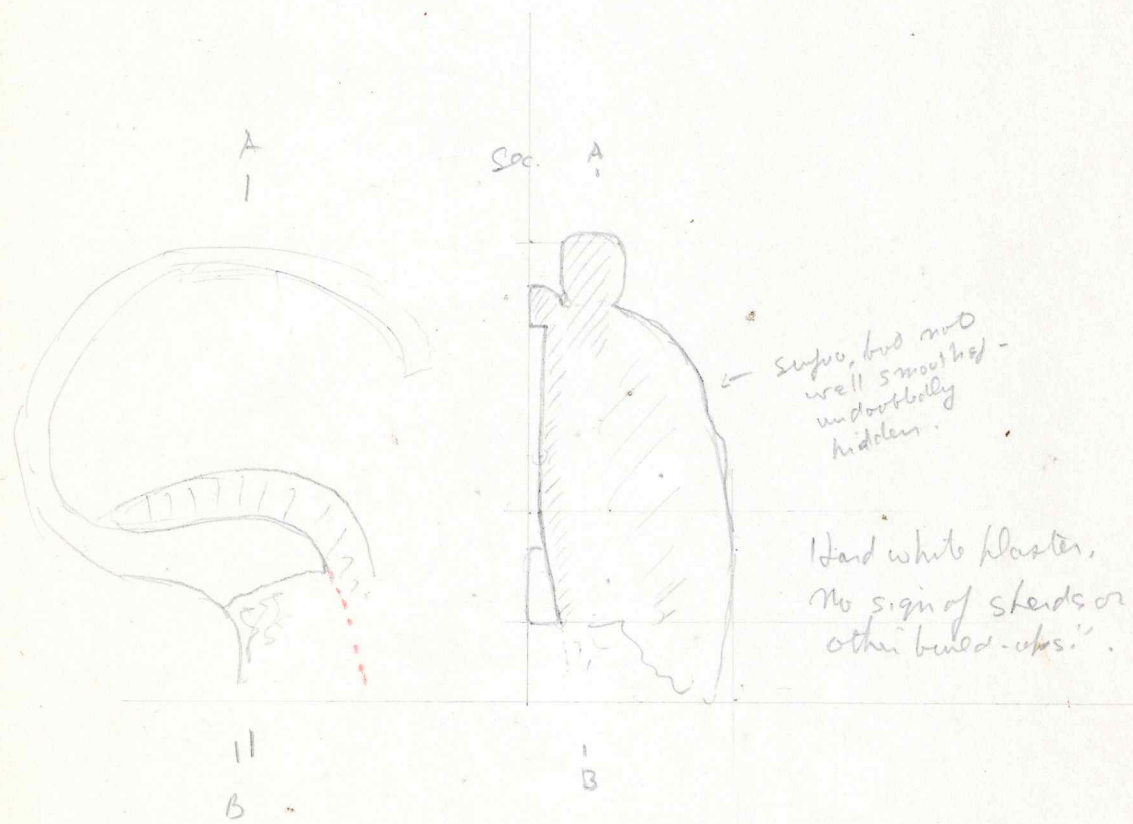
4-16-9
L-70-266 to
274

Stamps 5-4
W-16-13



W-16-13 How as in all W-16,
 is evidence of a thick coating of
 mortar, over original surface. It is
 basically a secondary deposit from
 surrounding debris - often quite
 hard, so is often softer than
 anything on the piece it self. It is cream color.

See photo
434



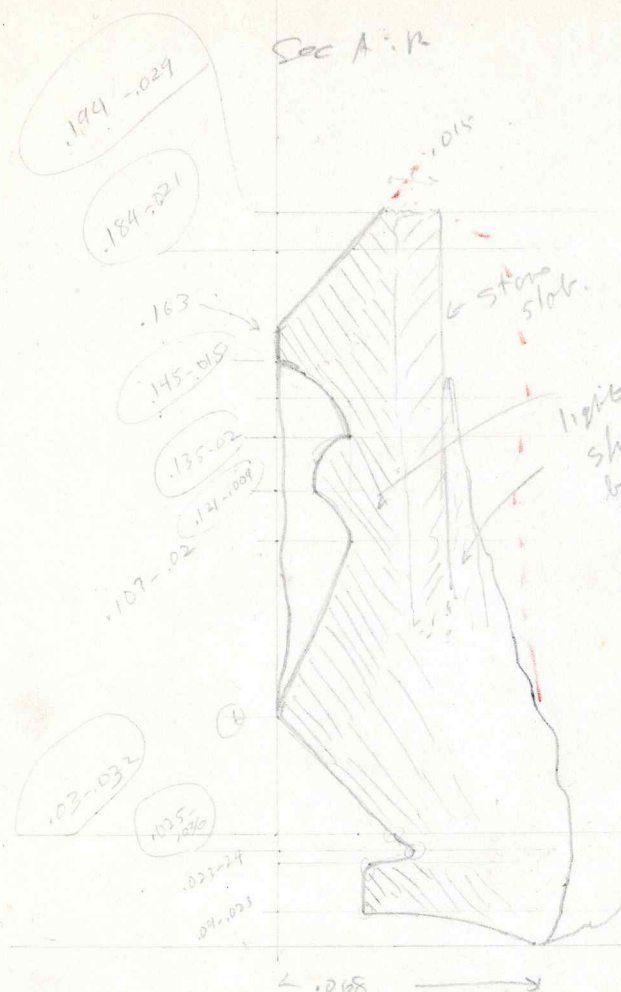
L-70-279 to 285

W-16-13
 See photo,
434




Stucco
W-16-18

5-4.
W-116
Plan to joint.
1935
STUCCO

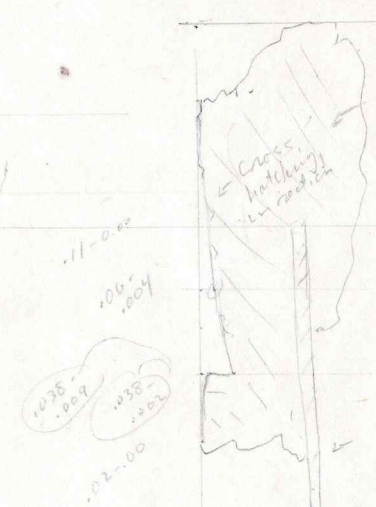


light gray, white
shockbed - very
hard can cut. This
has been exposed
from 1932 to 1935
13 full years.



1 Sec
B photo
434

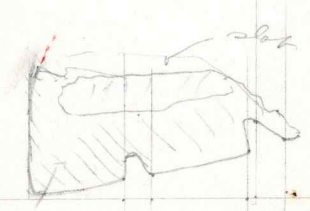
W-16-18
L-70-286
to 294




slot, 1004 thick -
many come from this
station

W-16-18


Note Small thin slabs are used exclusively in all W-16 stucco sections, with no shreds.



W-16-18
scophite.



Sec photo 434



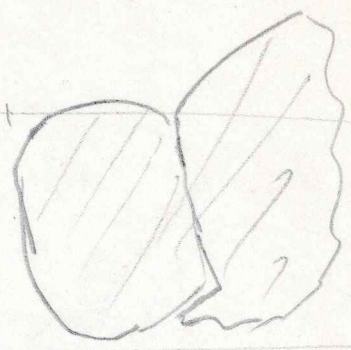
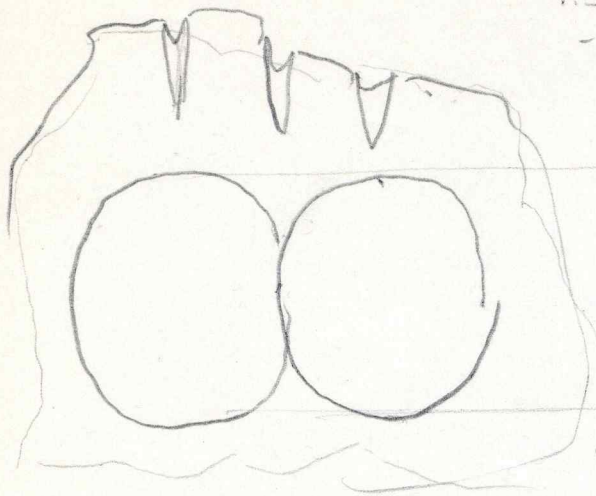
W-16-19

PIEDRÁS NEGRAS June 1936 STR. 5-4

OP. No. W-16-19 MUSEUM CAT. Stucco

SCALE full SEE PHOTO Nos. _____

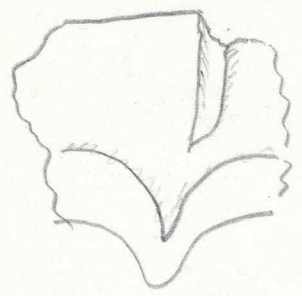
REMARKS _____



W-16-19

↑
lobes obliterated.

5.




no of sub
scal.
smooth
see arch



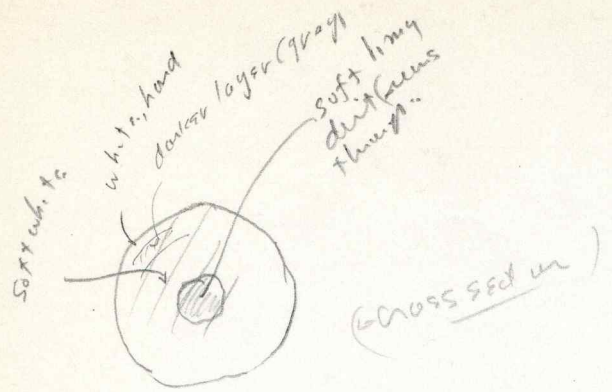
W-16-19

9.

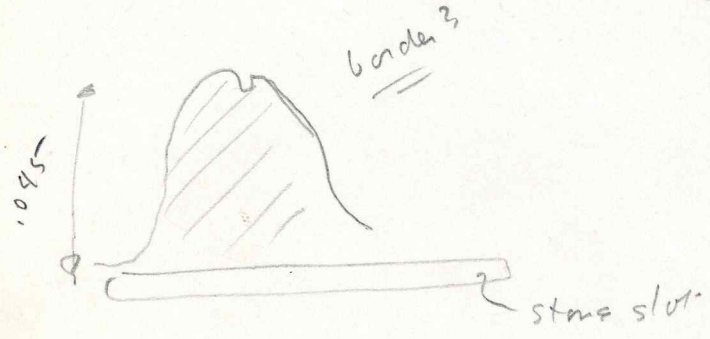






W-16-19

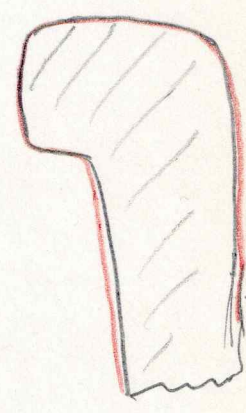

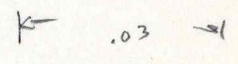
red = finished.



dia .07. arm?
Max length .08.
tapers slightly.


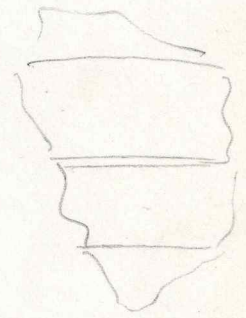
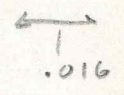


an piece of combler jam. shows ^{light} orange, red point.



red = finished surface.

(this is stucco, not a shell)



W-16-21

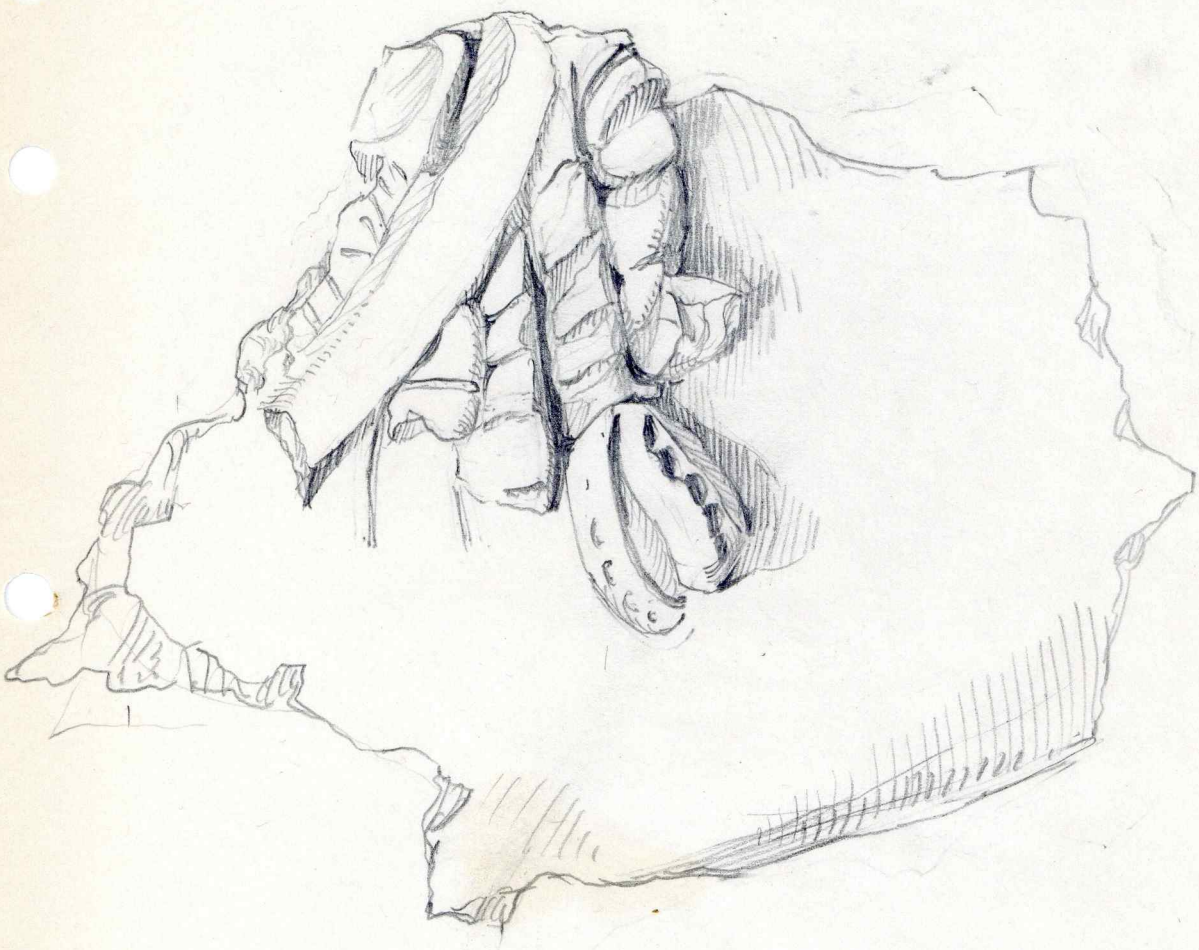
PIEDRAS NEGRAS 6/19 1936 STR. 5-4

OP. No. W-16-21 MUSEUM CAT. Stucco

SCALE full SEE PHOTO Nos. _____

REMARKS Stucco fragment.

SEE other sheet for
section - side view.



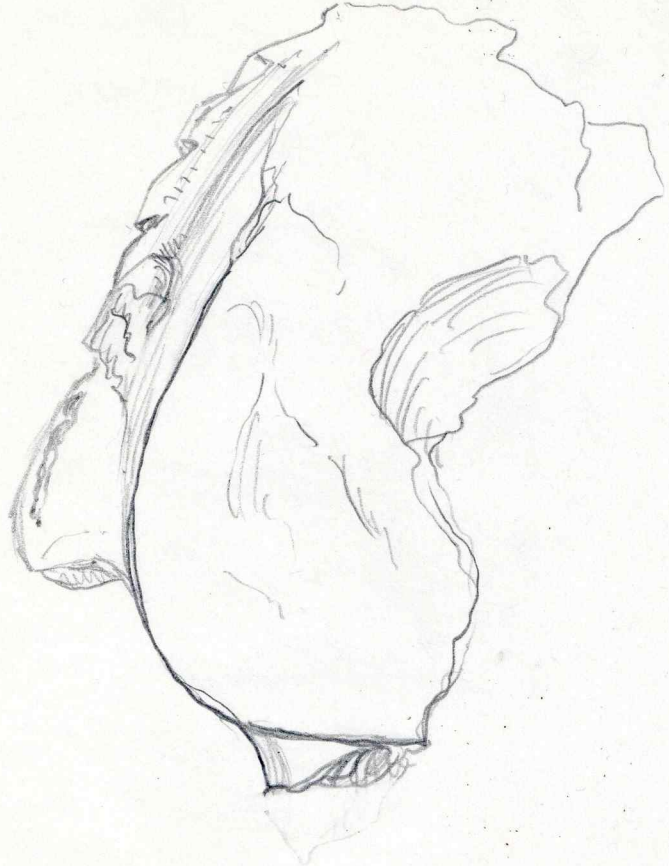
W-16-21

PIEDRAS NEGRAS June 1936 STR. 3-4

OP. No. W-16-21 MUSEUM CAT. _____

SCALE Full SEE PHOTO Nos. Stucco

REMARKS Stucco ornament
side view

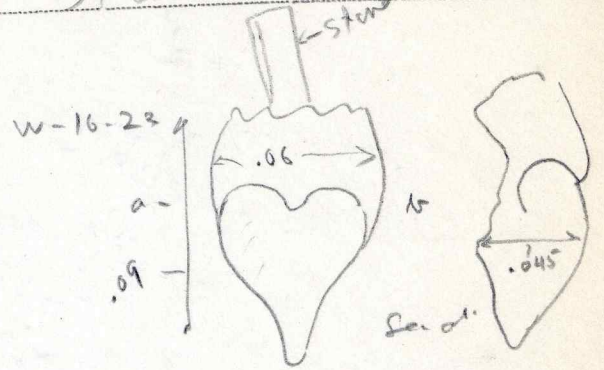



PIEDRAS NEGRAS June 1936 STR. 5-4

OP. No. W-16-23 MUSEUM CAT. Stucco


SCALE _____ SEE PHOTO Nos. W-16-23
W-16-24
W-16-25

REMARKS Stucco




2. hobble
from very hard
surface breaks
off

Sec
a-b
full
size.




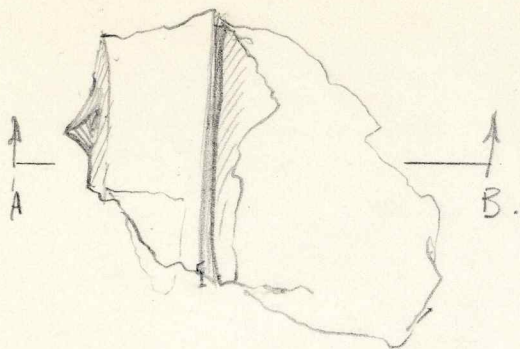
W-16-25



green hatched
face looks?
about .02 x .025.



rough finished?



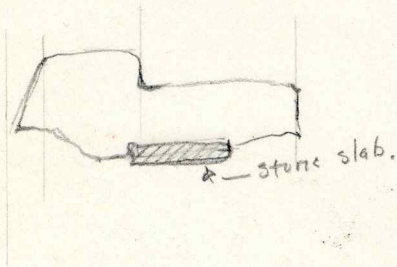
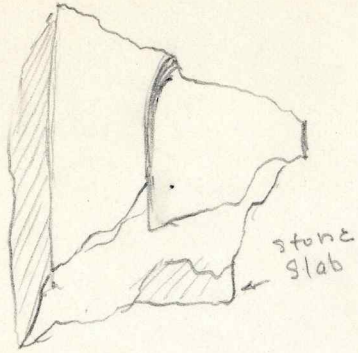
Section AB.

PIEDRAS NEGRAS JUNE 30 1937 STR. _____

OP. No. W-16-32 MUSEUM CAT. _____

SCALE 1/2 SEE PHOTO Nos. _____

REMARKS Stucco fragment. _____


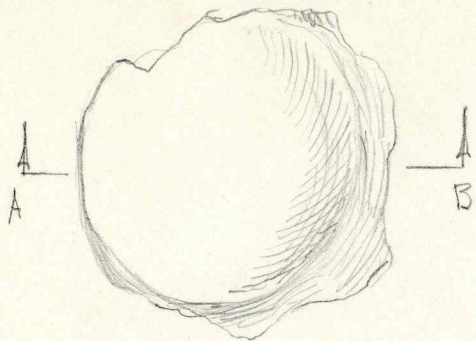


PIEDRAS NEGRAS _____ 193 STR. _____

OP. No. W-16-32 MUSEUM CAT. _____

SCALE 1/2 SEE PHOTO Nos. _____

REMARKS Stucco Fragment _____



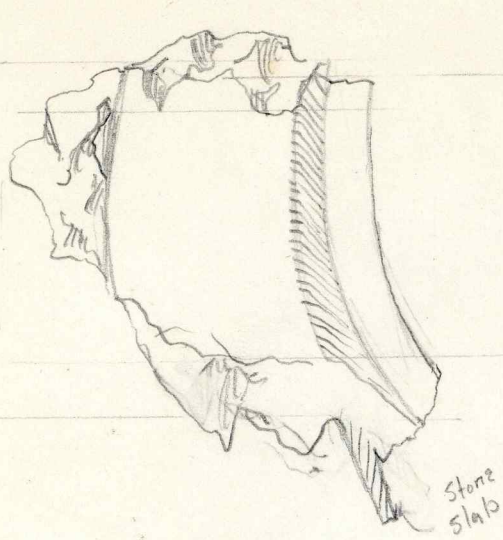
SECTION A-B.

PIEDRAS NEGRAS JUNE 30 1937 STR. _____

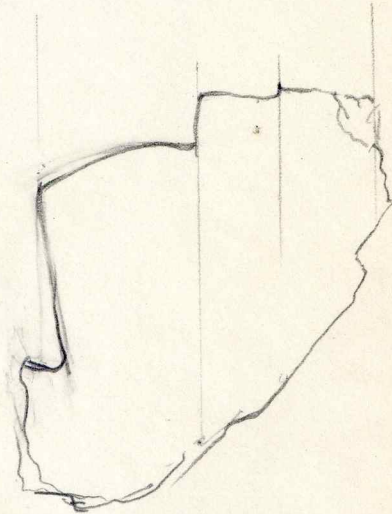
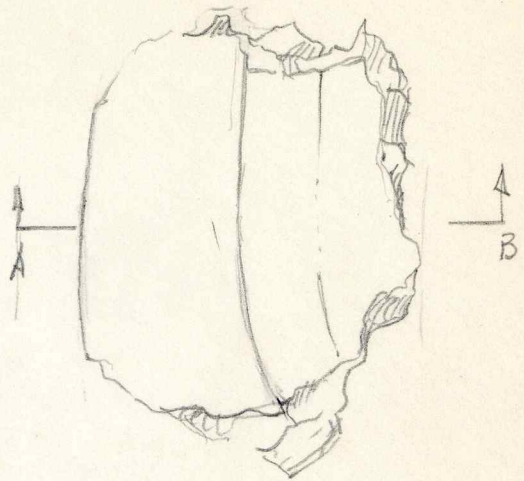
OP. No. W-16-32 MUSEUM CAT. _____

SCALE 1/2 SEE PHOTO Nos. _____

REMARKS Stucco fragment. _____



Side view



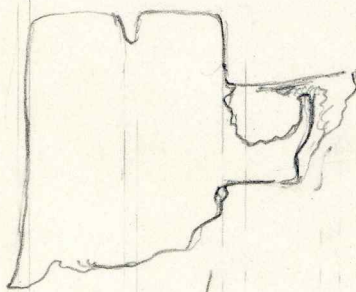
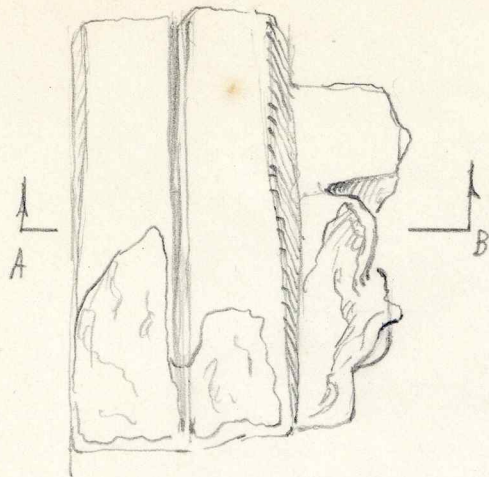
Section A-B

PIEDRAS NEGRAS JUNE 30 1937 STR. _____

OP. No. W-16-32 MUSEUM CAT. _____

SCALE 1:2 SEE PHOTO Nos. _____

REMARKS Stucco fragments _____



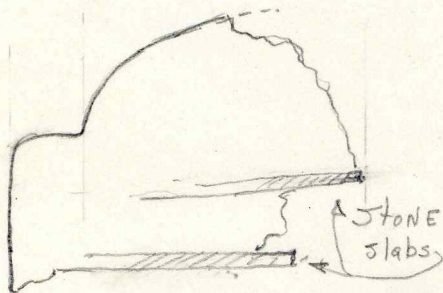
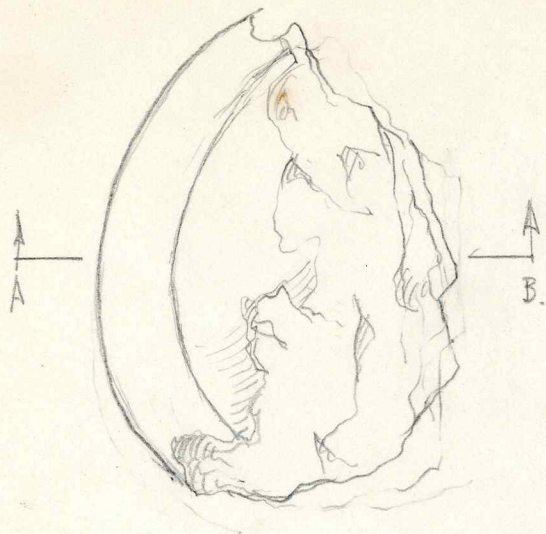
Section A-B

PIEDRAS NEGRAS JUNE 30 1937 STR. _____

CO. No. W-16-32 MUSEUM CAT. _____

SCALE 1/2 SEE PHOTO Nos. _____

REMARKS Three fragments.




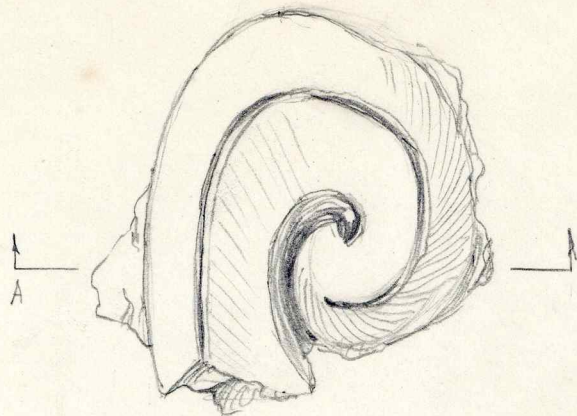
SECTION AB.

PIEDRAS NEGRAS JUNE 30 1937 STR. _____

OP. No. W-16-32 MUSEUM CAT. _____

SCALE 1:2 SEE PHOTO Nos. _____

REMARKS Stucco Fragment _____



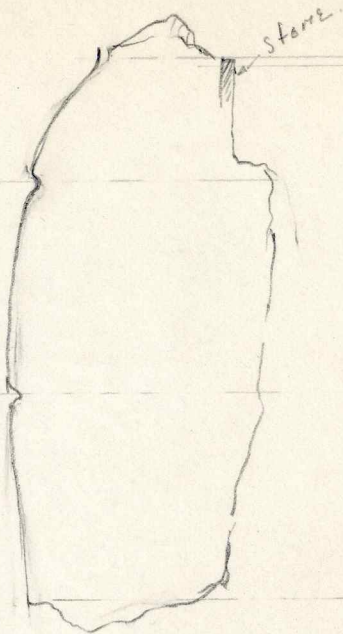
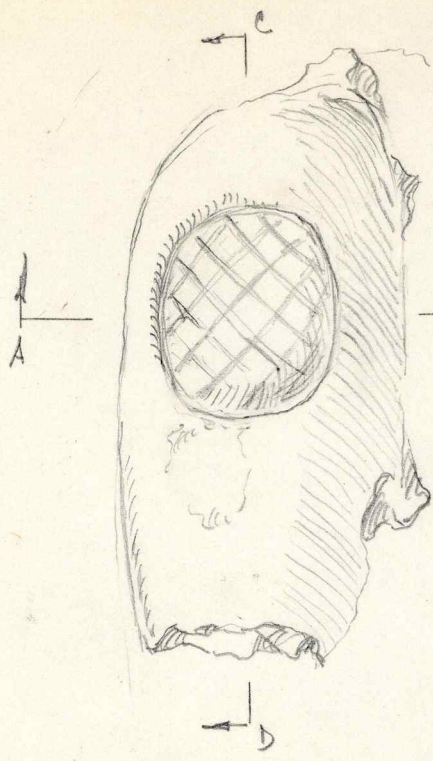
SECTION AB.

PIEDRAS NEGRAS JUNE 30 1937 STR.


OP. No. W-16-32 MUSEUM CAT.

SCALE 1/2 SEE PHOTO Nos.

REMARKS Stucco fragment



section c-d.



Section A-B.

PIEDRAS NEGRAS JUNE 29 1937 STR.

OP. No. W-16-32 MUSEUM CAT.

SCALE 1/12 SEE PHOTO Nos.

REMARKS Stucco fragment.

W-31-3

Stucco

W-21-3

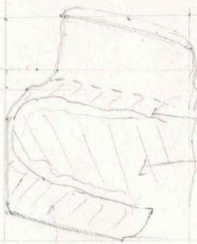
L-70-295
and 296

.058-.055

.049

.007

A - -




The structure is gray, shell-like, and very hard, made of some stuff. In a stucco core of same stuff. but this yellow does not run under it - they meet on irregular line

light gray, soft core, hard shell

stucco

stucco yellow

1:2
A
↑



Scaphoto

1
B

W-31

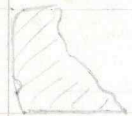
Stucco

W-31-18

W-31-15
L-70-297

"Ball" - two on bands
Same diameter

W-31-24



Solid speckled gray

Stucco

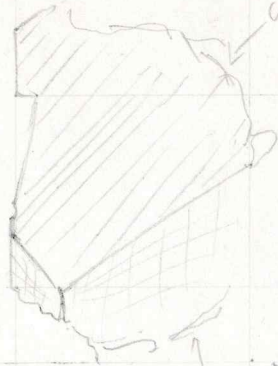
W-43-3

1935

L-70-301 to 306

Top
-500-10

Top
304




downer bones or
non water surface
no no hard shell
is well mineral
hard part

white
shaded
shell on
soft white to yellow
core, ± shaded
also.

1:2
attachment?

See
photo



light gray shaded.
012

saw, soft - hard to
distinguish.

See Photo



Sec.

hard white or
soft white

brush mark
on bottom

- .05-.001
- .041-.004
- .029
- .017-.012
- .004-.002

.07-.13



surface follows
this.
hollow.
rough finish
or attachment
notch.

soft white

hard shell
softer interior,
white shaded.



Sec.

See
photo

Ms

old is hard to
identify shells -
every fine - they may
be old + through, being
merely prominent
white base is
dark gray.

SEE also
Drawings and
in books.

← Punch for
2 mugs.

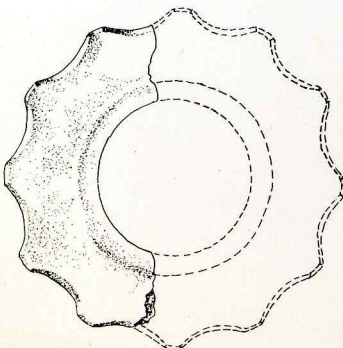
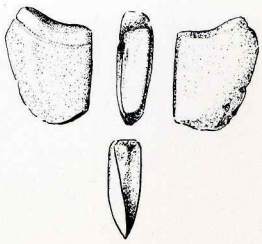
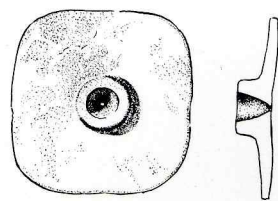
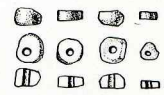
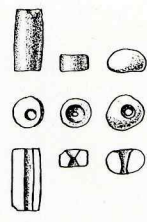
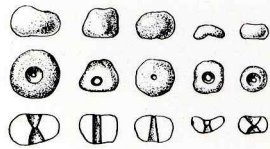
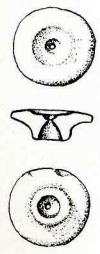


← coincides for 2 mugs

2 rings →

7 rings ←

2 rings ←


Burial 5



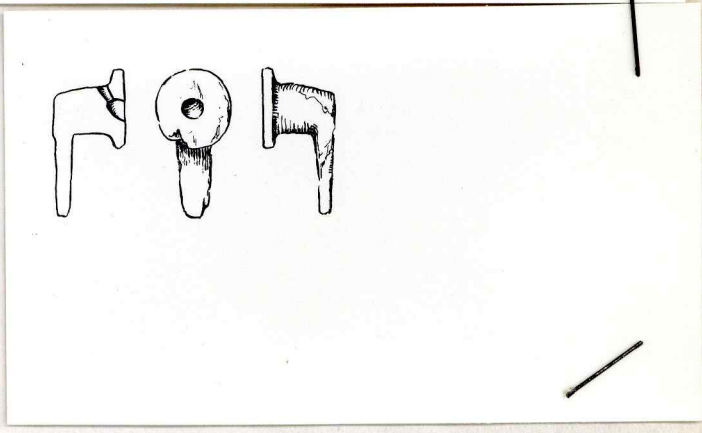
Burial 5
Jade-2
+ see next sheet.

Burial 5

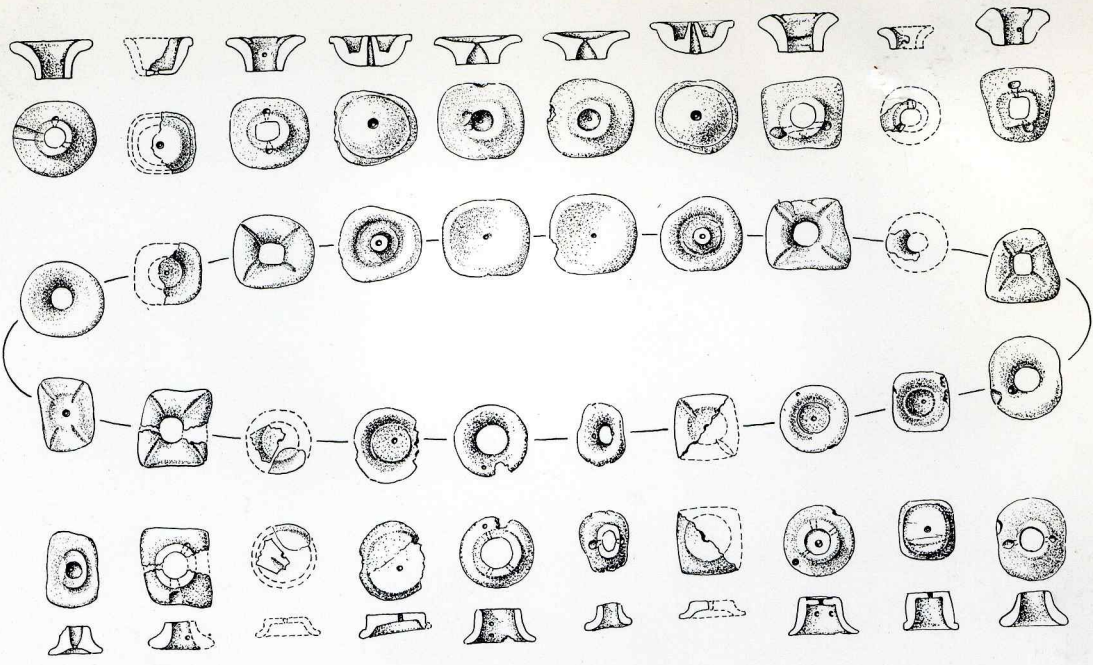
Shell - 2



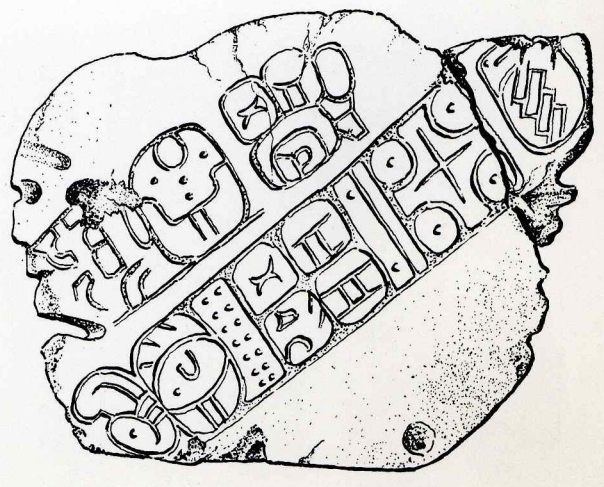
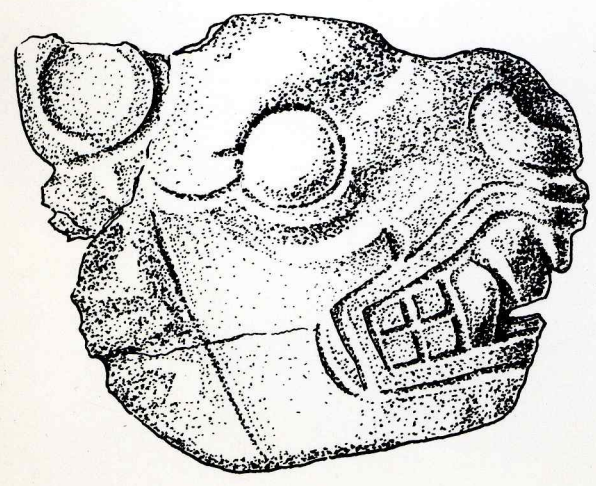
Special shapes
from shell "plaque"
deposit.



Shell Labrets.



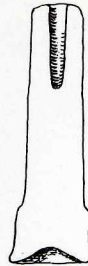
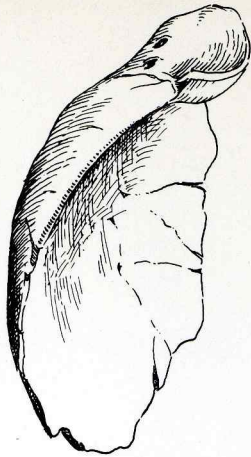
Drawings of jade
used to fill around head. In
approximate order. Top - bottom.



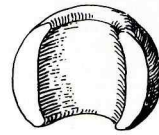
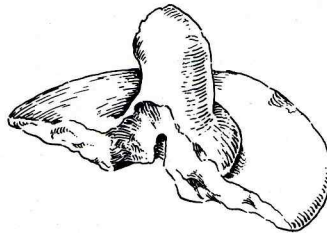
Burrals 5

Scale 1:2

Clay + Bone



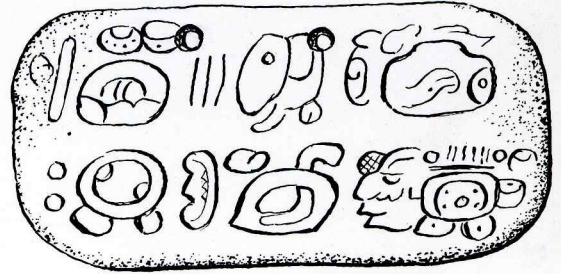



Clay



Jaguar Bone

Burial 5
Shell-1
Inscribed Plaques.



See Morley 1937; or correspondence (LS)

Caches
(groups)

E-1-204 a, b, c, d, e

Cache from 0-13

eccentric obsidians

L-79-217a

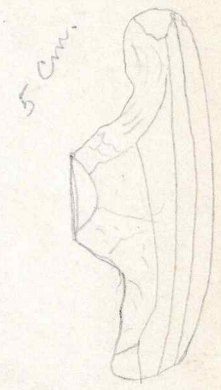
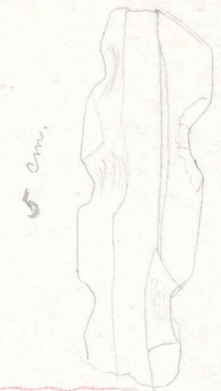
-217b

L-79-217c

L-79-217d

L-79-217e

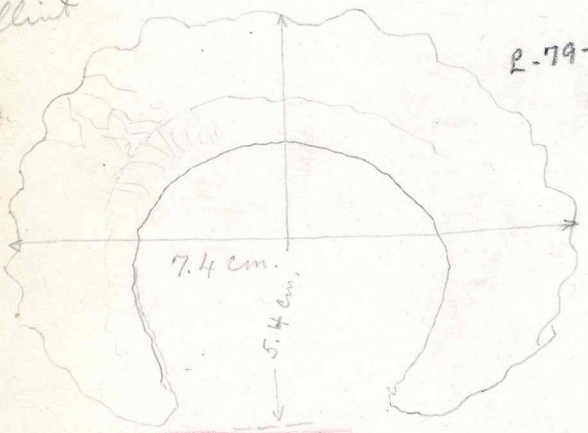
length
5.5 cm.



E-1-204A

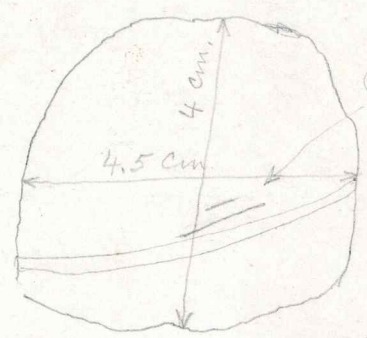
yellow
eccentric
flint

L-79-218

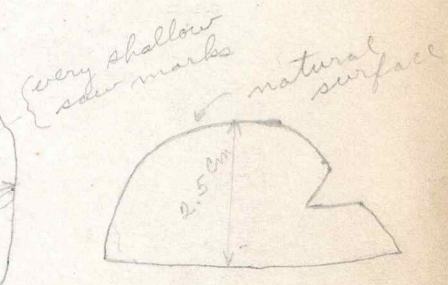


E-1-204B

L-79-219



E-1-204C



very shallow
saw marks
natural
surface
sawed groove in
jade pebble
smooth bottom
with very faintly
incised glyphs.

rough pieces of jade - L-79-220 a-d

E-1-204d



1.5 cm
thick



1 cm
thick



.5 cm
thick

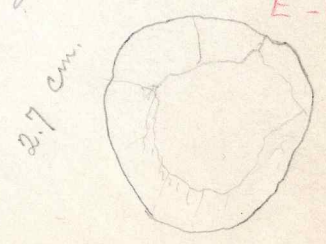


.5 cm
thick

L-79-221

pinkish stone -
flat on bottom + top

E-1-204E



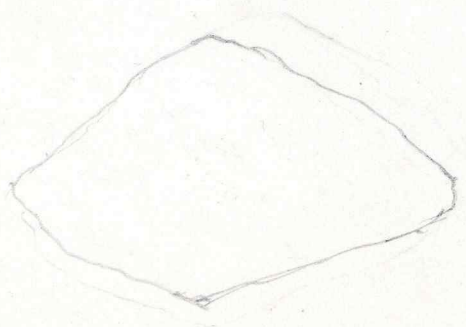
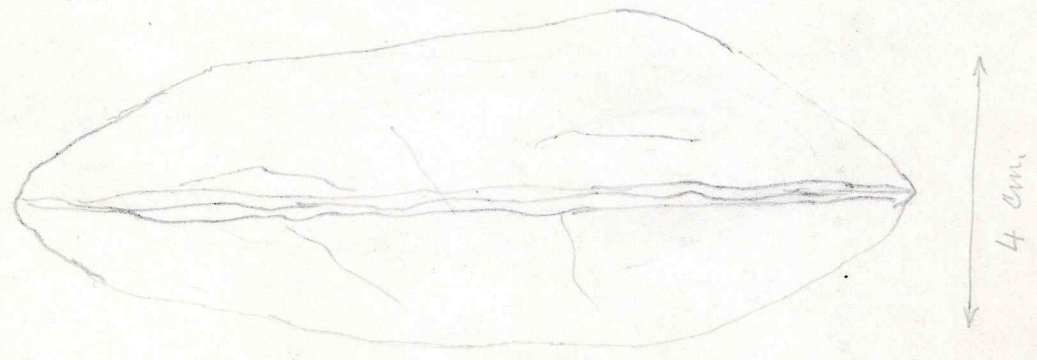
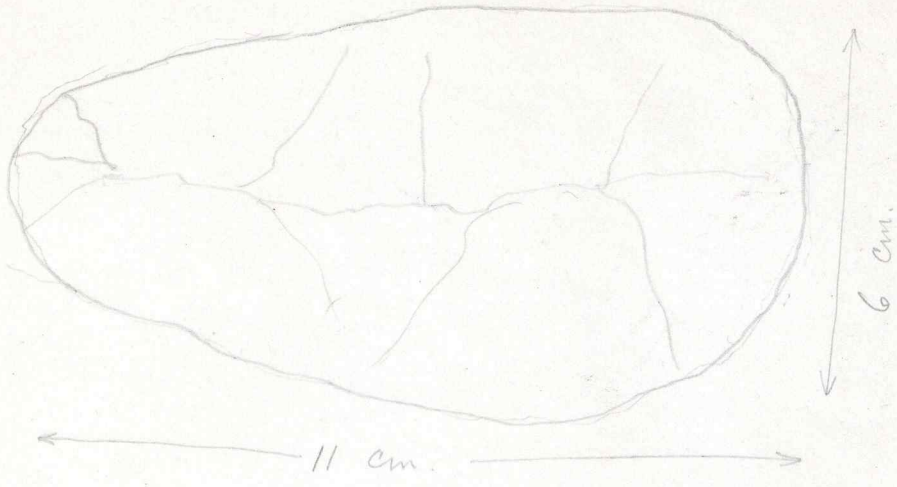
1 cm
thick

muscl
E-1-191


E-1-191

axe head

large chipping



REMARKS Cocho Flints - See other sheets.



a clean break
as found -
Same color
on both sides
of fracture

accidental(?)

.173 x .128 x .0128 (od z)


Beautiful formed
of mottled fine-grained
gray, pink - coarse grained
gives rather irregular fractures -
but outline very good.
Lies very flat

PIEDRAS NEGRAS _____ 193 STR. R-9

OP. No. S-20-20 MUSEUM CAT. L-88-450 ^{a-n}

SCALE 1/1 SEE PHOTO Nos. P.2

REMARKS Flint




(2)

Max thick - .013.

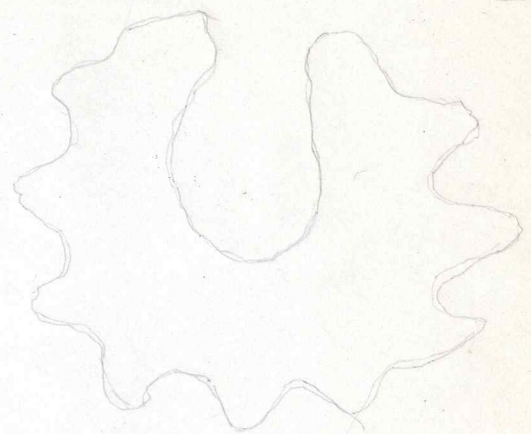
Flint similar to ①
+ other remarks apply
here also

REMARKS _____



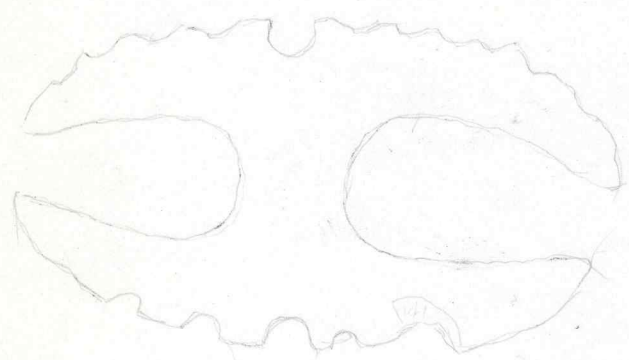
③

th. .01



④

th. .01




⑤


th. .008



⑥



th. .095




⑦

th. .09


all in helped condition,
beautifully formed
Flint gives nice, fairly large
fracture surfaces.

- ③ cream, ④ creamy brown,
- ⑦ dirty white; ⑥ dirty brown,
- ⑤ redish brown.




⑧

.015



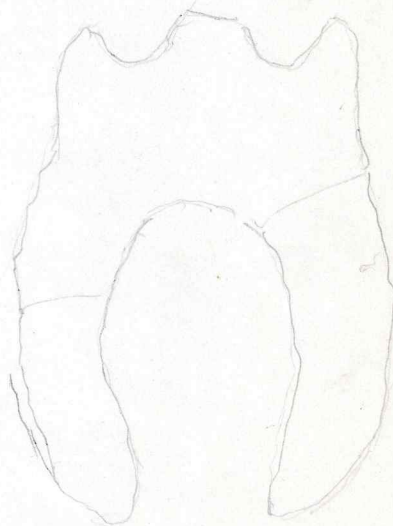
⑨

th. 012



⑩

th. 012



⑪

.015

all kept or complete.

Flint: ⑧ - like ③; + ⑩


⑨ " ②

⑪ mottled cream, white, blue.

REMARKS Flints.

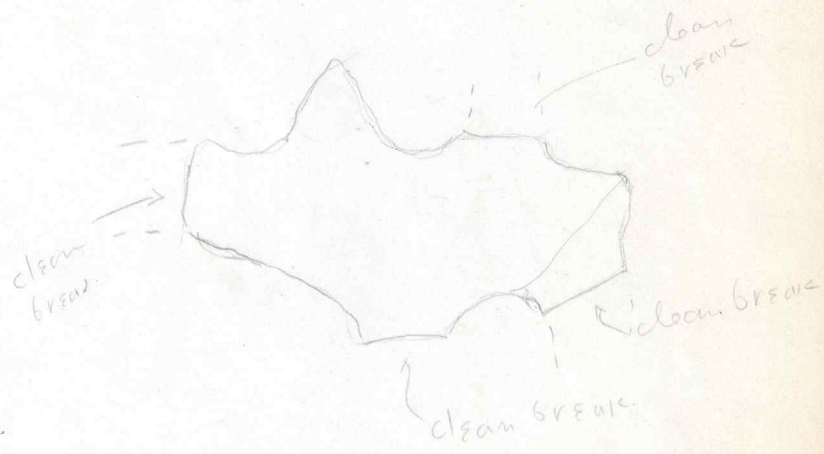
break possible
only one
thin base
probably formed
in situ

(12)




th. .0087

(13)



th. .077

(14)



th. .005

- (15) } 3 pieces flint cores,
- (16) } 2 showing rough surfaces,
- (17) } probably original surface of nodule.

Mottled blue gray & white -
not precisely like any of the
flints in this cache.

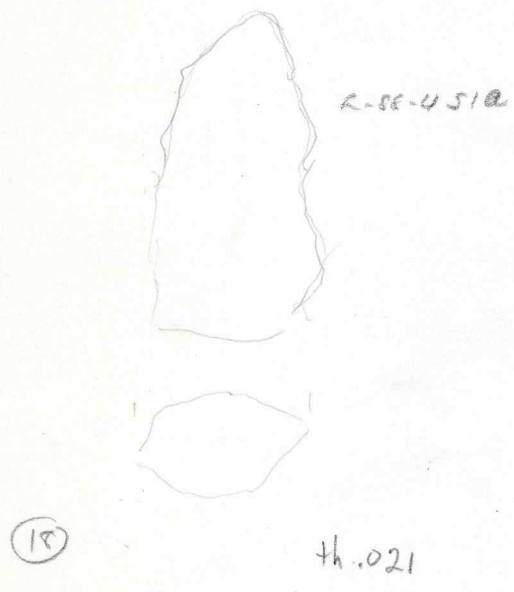
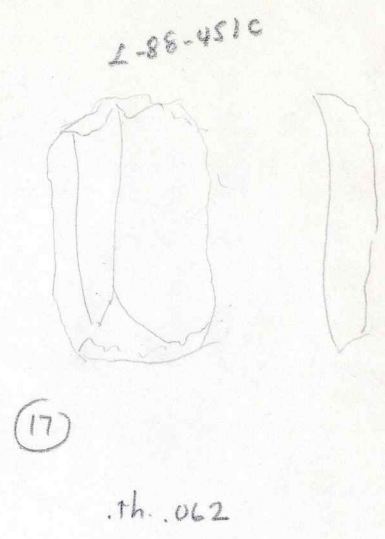

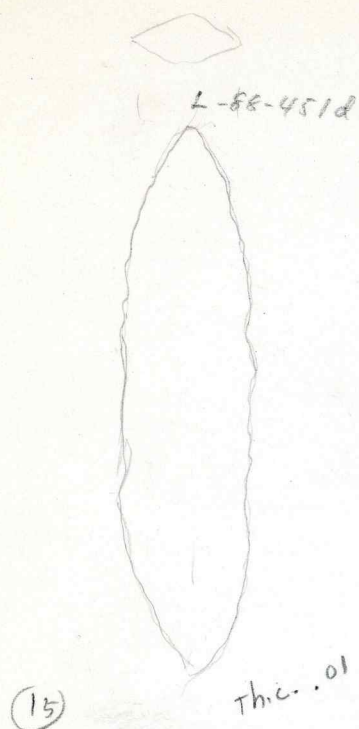
Length dia. .073

12 + 13 are very similar flint - like (14)
but can't fit them.

12 + 13 retouched all over.

(14) - long flake technique -
reverse smooth single flake
fracture; bulb at top.
Mottled blue, gray & white

REMARKS Obsidian



Block Obsidian
 Long flake technique shows on 17 only -
 a reversed long flake. (cp. "double
 ended thumb scrapers" of ~~S~~ S-21-27-6).

PIEDRAS NEGRAS _____ 1937 STR 12-9

OP. No. S-21-20 MUSEUM CAT. _____

SCALE ~~S~~ SEE PHOTO Nos. _____ 128

REMARKS _____

(27) - S-21-20-d. 2 pieces nearly univalve shell.

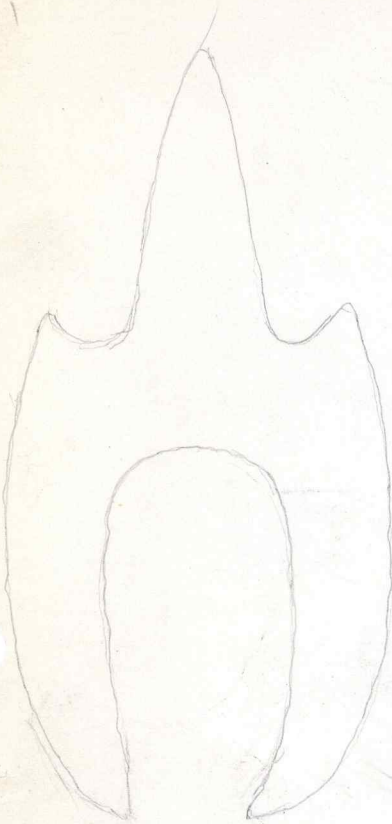
OP. No. S-21-27-A MUSEUM CAT.

SCALE 1:1


SEE PHOTO Nos.

REMARKS


Cache Objects - outlined with pencil & corrected free hand. See pages following. Dimensions with calipers for all this series.



① .103 x .051 x .0105




② .101 x .024 x .0079
↳ both ends precisely



③ .0567 (x+y') x .0501 x .007

Thinning at this end cuts off sharpness of points - perfect condition



④ .095 (x+y) x .041 x .0095



- Flint ① cream patina, pinkish
- ② Mottled cream & pink
- ③ Mottled blue & white
- ④ cream patina.

All are very beautifully flaked, in perfect condition; retouched all over. Flint of 1 & 4 gives largest smooth neg. flake surfaces.


.094

S-21-27-a
(see notes sheet also)

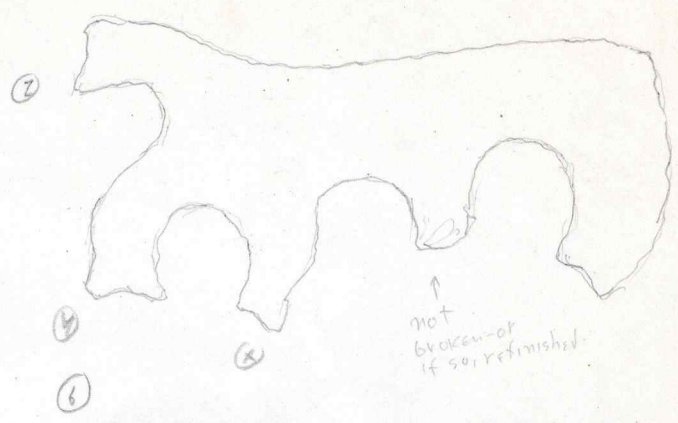
OP. No. S-21-27 MUSEUM CAT. _____

SCALE 1:1 SEE PHOTO Nos. _____


REMARKS Ce. Objets - Flints



⑤ .0537 x .0458 x .008

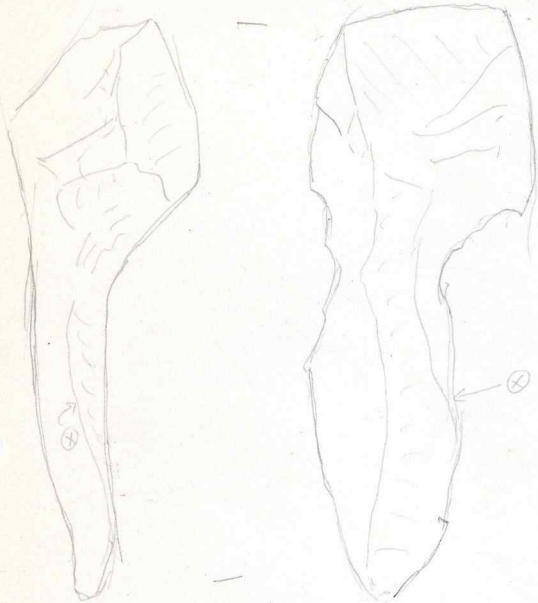


.0995 x .0413 (XYZ in rectangle of x .075 calipers)




.0727 (XYZ) x .0367 (W) x .077

- ⑤ - Mottled blue & white
 - ⑥ - white, some gray mottling
 - ⑦ - cream, pinkish
- all well flaked, all over
- s + r flung
large flake surfaces
Perfect condition



(13) .0777 x .0295 x .0255



(14) .0395 x .0255 x .055⁻
Pencil end thumb scraper(?)




(15) .0385 x .0245 x .0196

Block obsidian.
No hairline.
Long flake technique
Surfaces on all.


14 + 15 converted to knives, but
much larger than we find them,
with ends retouched like end scrapers.
These are well done, the problem simple.

.0715 x .023 x .013



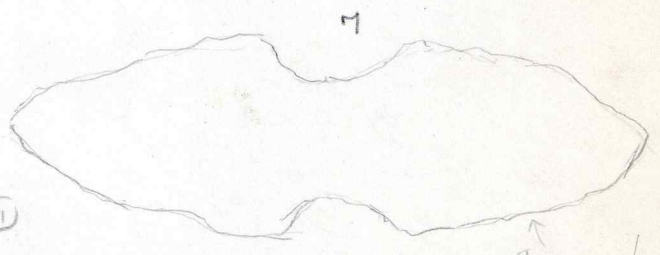
8

Long flake technique on back + bottom of central projection



9


.1066 x .0285 x .0145



11

.0835 x .026 x .016

if broken, was re-finished



10

.1055 x .025 x .012





Re touched all over - but evidently from a single flake.

All are block obsidian
None broken
Long flake technique on 8, 9;
10, 11, 12, ^{small} flaked all over.

The obsidian retouching is coarser than flint, which just cures.

12



.073 x .0215 x .014

PIEDRAS NEGRAS

1937 STR.

R-9


P-5

OP. No. S-27-27-c MUSEUM CAT.

SCALE 1:1 SEE PHOTO NOS.

REMARKS Cocks Jodites. (9) - to be redrawn +
Ambleted by TAP

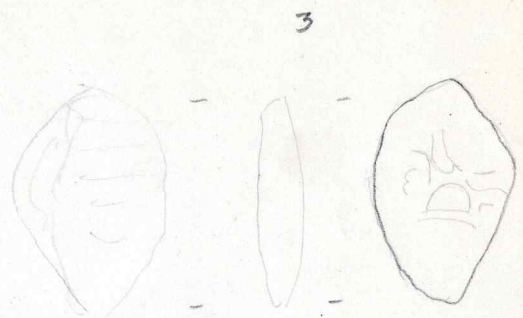
15
9
24



Blank for head?

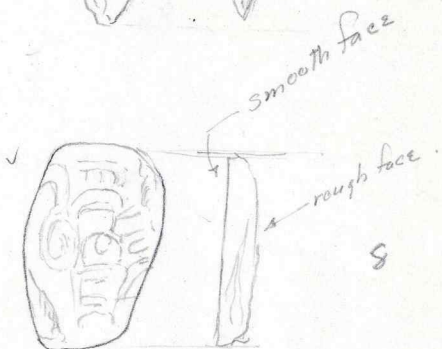
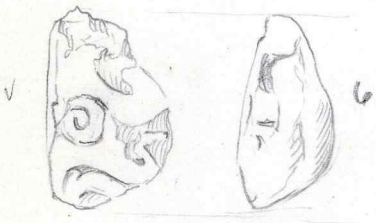
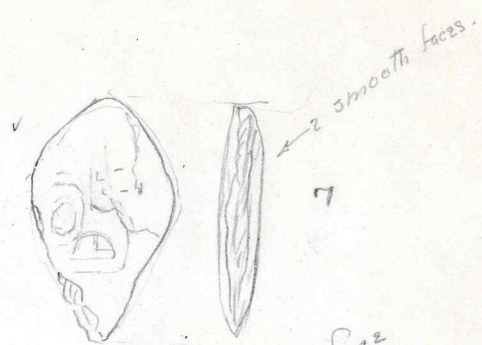
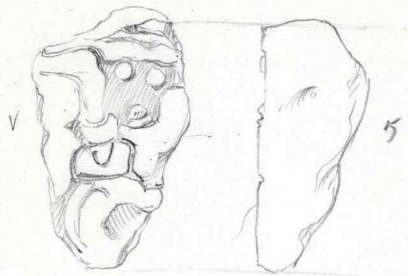
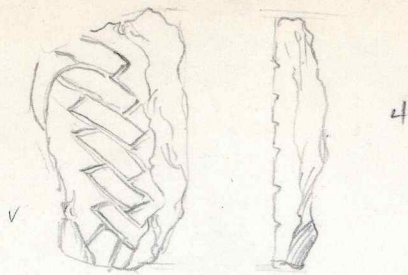


Pebble,
notchy
withed down
into vague facets.




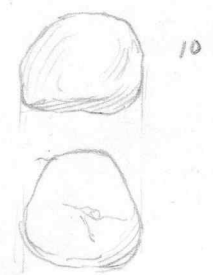

Very fine scratched
lines - a snake's eye?
(turn upside down)

Pale mottled green.



carved
light green jade.


Faintly scratched.
dark-blue jade.



Light green jade
with great amt of
(mica?)

Irregular piece
of deep blue jade.

Irregular
rough piece of
light-green jade.



Light blueish
jade.

PIEDRAS NEGRAS June 24 1937 STR. _____

OP. No. S-21-27c MUSEUM CAT. _____


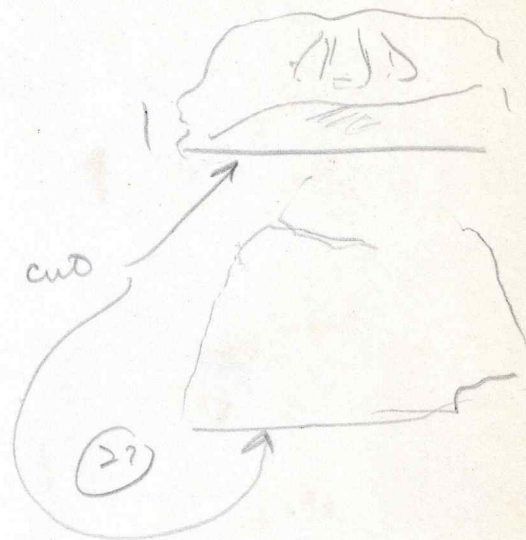
SCALE 1:1 SEE PHOTO Nos. _____

REMARKS Jadeite cache pieces

REMARKS Shell from cache.




thorny oyster.
 Part of hinge cut off, otherwise no
 altered spines left on.




Same kind of shell

Back eroded, cant
 tell if spines
 removed; Cant
 fit to the others

26 + 27 hinges are same
 type, 25 probably the complement,
 but cant fit.
 27 cut below hinge, the others above
 Pink shows only on 25.



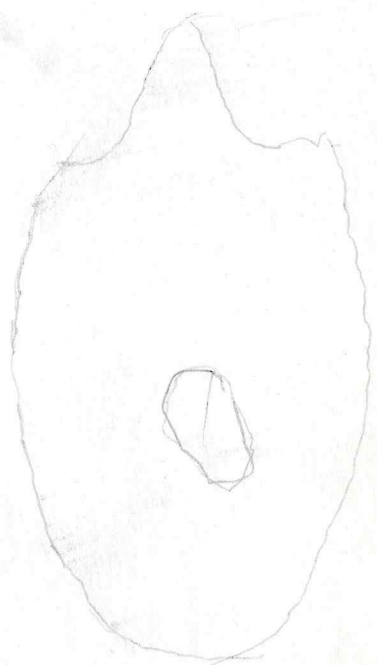
Tiny thin
 pink fragment



L-39-113a

W-12-17a

dirty gray patinated flint



L-39-113c

natural hole,
not touched.
fairly thick

W-12-17-c

mottled blue-gray flint, not patinated.

PIEDRAS NEGRAS 193 STR.....

OP. No. W-12-17 MUSEUM CAT. L-39-113-a

SCALE SEE PHOTO Nos.....

REMARKS 3 in group




PIEDRAS NEGRAS 193 STR 39

OP. No. E-1-21 MUSEUM CAT. L-16-32-6

SCALE 1:1 SEE PHOTO Nos.

REMARKS Bluish dirty white patina



PIEDRAS NEGRAS 193 STR Q-13

OP. No. E-1-42 MUSEUM CAT. L-16-110.a

SCALE 1:1 SEE PHOTO Nos.

REMARKS (3 flints in group). Dirty white patina



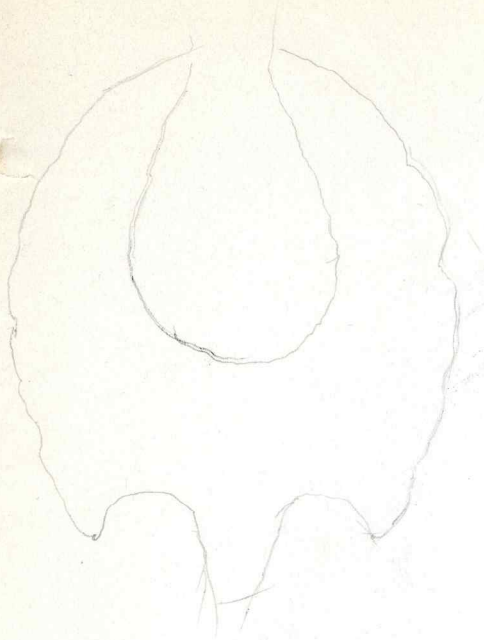
← bolt of
long flake
on other
side

PIEDRAS NEGRAS _____ 193 STR _____

OP. No. P-1-83 MUSEUM CAT. L-16-269-6

SCALE 1:1 SEE PHOTO Nos. _____

REMARKS Red marks indicate abrasion of points since excavation. Dirty white patina. Flint.

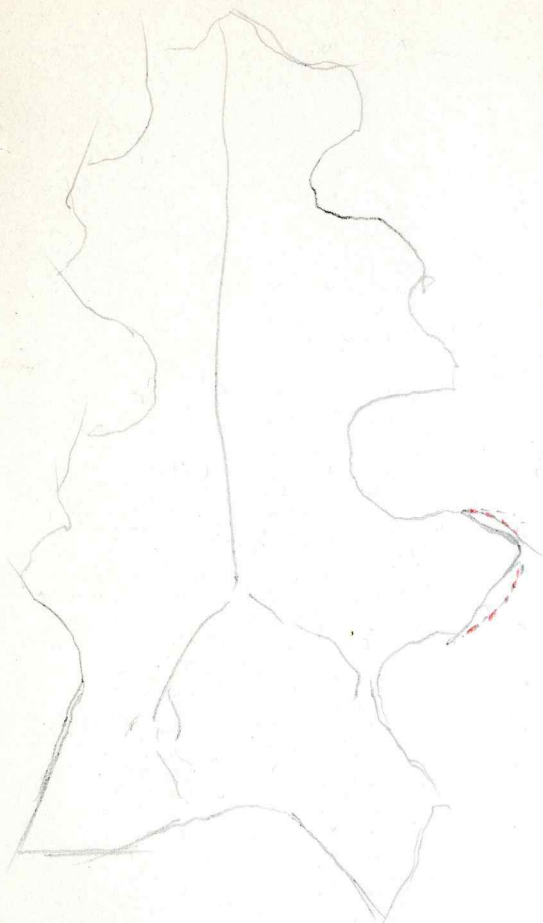


PIEDRAS NEGRAS _____ 193 _____ STR 013

OP. No. E-1-97 MUSEUM CAT. L-16-309-a

SCALE 1:1 SEE PHOTO Nos. _____
Flint.

REMARK Dirty white paint. (33 in this field group)

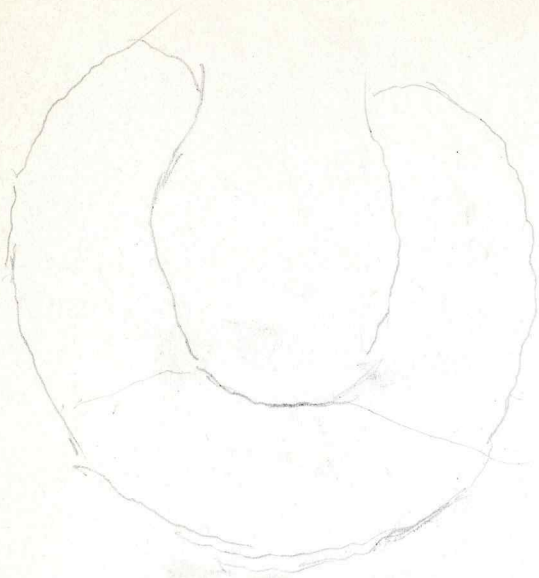


PIEDRAS NEGRAS _____ 193 _____ STR 0-13

OP. No. E-1-119 MUSEUM CAT. L-16-372-5

SCALE 1:1 SEE PHOTO Nos. _____

REMARKS Pitry white patinated flint.




PIEDRAS NEGRAS 193 STR.....

OP. No. E-1-22 MUSEUM CAT. L-16-377-c

SCALE 1:1 SEE PHOTO Nos.....

REMARKS Blue + white mottled throat, partly but mottled with dirty white. 6 in group. 3 frogs.

PIC
OP
SC
RE

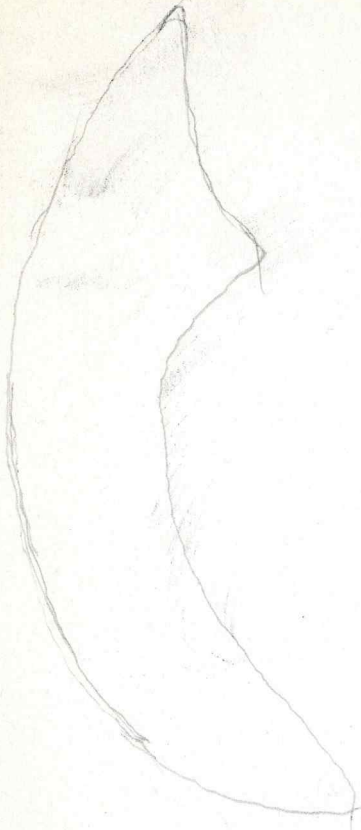


PIEDRAS NEGRAS.....193.....CTR.....

OT. No. E-1-155 MUSEUM CAT. L-27-71

SCALE 1:1 SEE PHOTO Nos.....

REMARKS flint, dirty white, polination
5 in group.

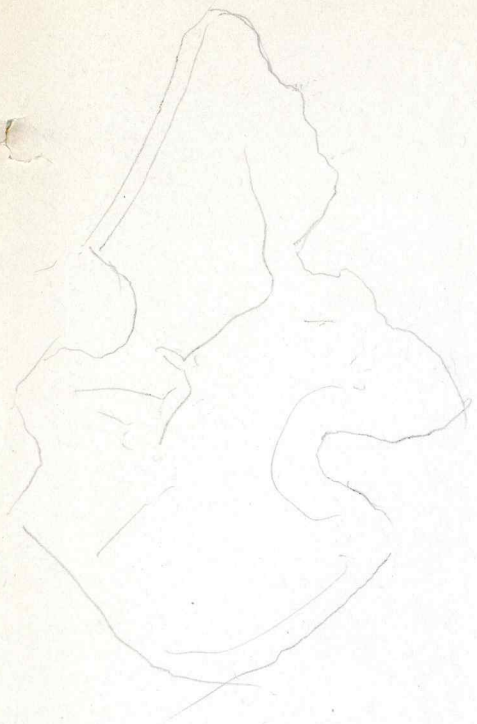


PIEDRAS NEGRAS _____ 193 STR _____

OP. No. E-1-155 MUSEUM CAT. L-27-93

SCALE 1:1 SEE PHOTO Nos. _____

REMARKS White to gray patina on both sides (gray on 1 side + edges of other. 2 in group)




PIEDRAS NEGRAS.....193.....STR.....

OP. No. W-5-6 MUSEUM CAT. L-16-922-d

SCALE.....SEE PHOTO Nos.....

REMARKS Sixty gray butinated flint.
9 in group.



PIEDRAS NEGRAS 193 CTR

CT. No. W-6-21-d MUSEUM CAT. L-27-2

SCALE 1:1 SEE PHOTO Nos.

REMARKS Pink to yellow patinated flint. Reverse is
nearly flat surface of large flake. 5 in group