


RISU Drawings of

- W-5-60
- 76
- 78
- 79
- 95
- 110
- 111
- 216
- 217

Transferred to
to Lintel 7
in Sculpture
Drawings
Book.

Sculpture
(Stones)

← high margin,
forming
stela.



chalky - details
completely eroded.

.189

.132

.055 thick.

W-3-29

PIEDRAS NEGRAS June 1937 STR 5-1

OP. No. W-3-29 MUSEUM CAT. _____

SCALE 1:1 SEE PHOTO Nos. _____

REMARKS Fragment of stela, broken out
during turning of upper half., 1939.

covered
by brackets

.075


Main



A →

.10

W-3-30



.076

W-3-31 →

See A



.015

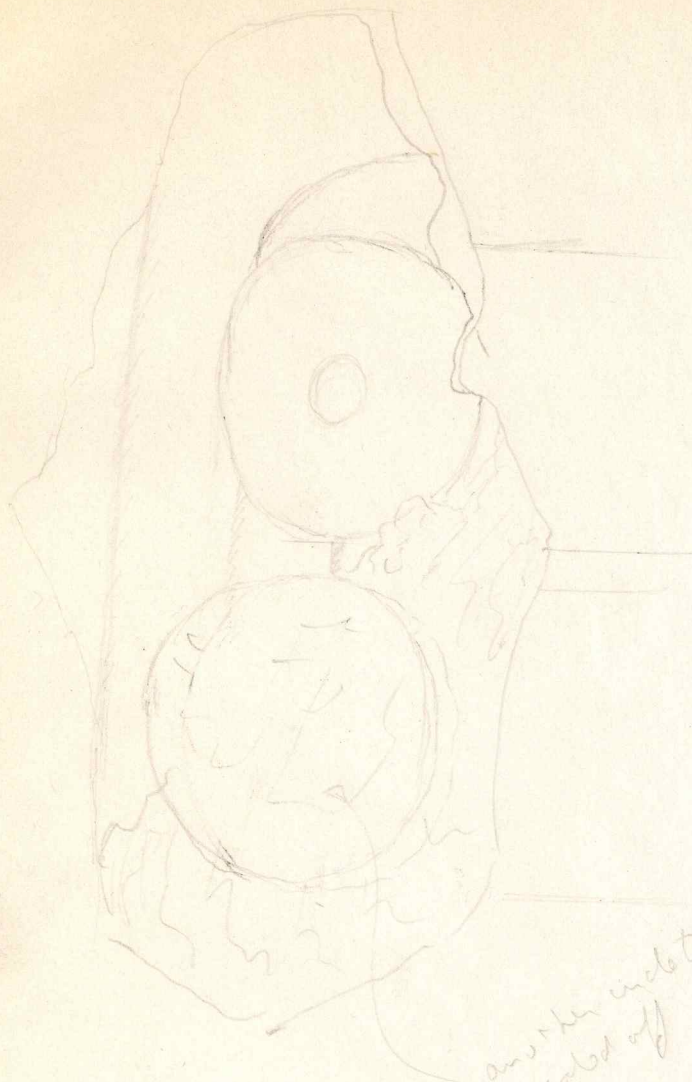
PIEDRAS NEGRAS June 1939 STR. 5-1

W-3-30

OP. No. W-3-31 MUSEUM CAT.

SCALE 1:1 SEE PHOTO Nos.


REMARKS Part of Stala 5 (horizontally).



3/34

another circle
scabbed off

1069





PIEDRAS NEGRAS June 1939 STR. J-1

OP. No. W-5-32+3 MUSEUM CAT. _____
(2 pieces joined)

SCALE 1:1 SEE PHOTO Nos. _____

REMARKS Probably fragment of stela

.144



.068

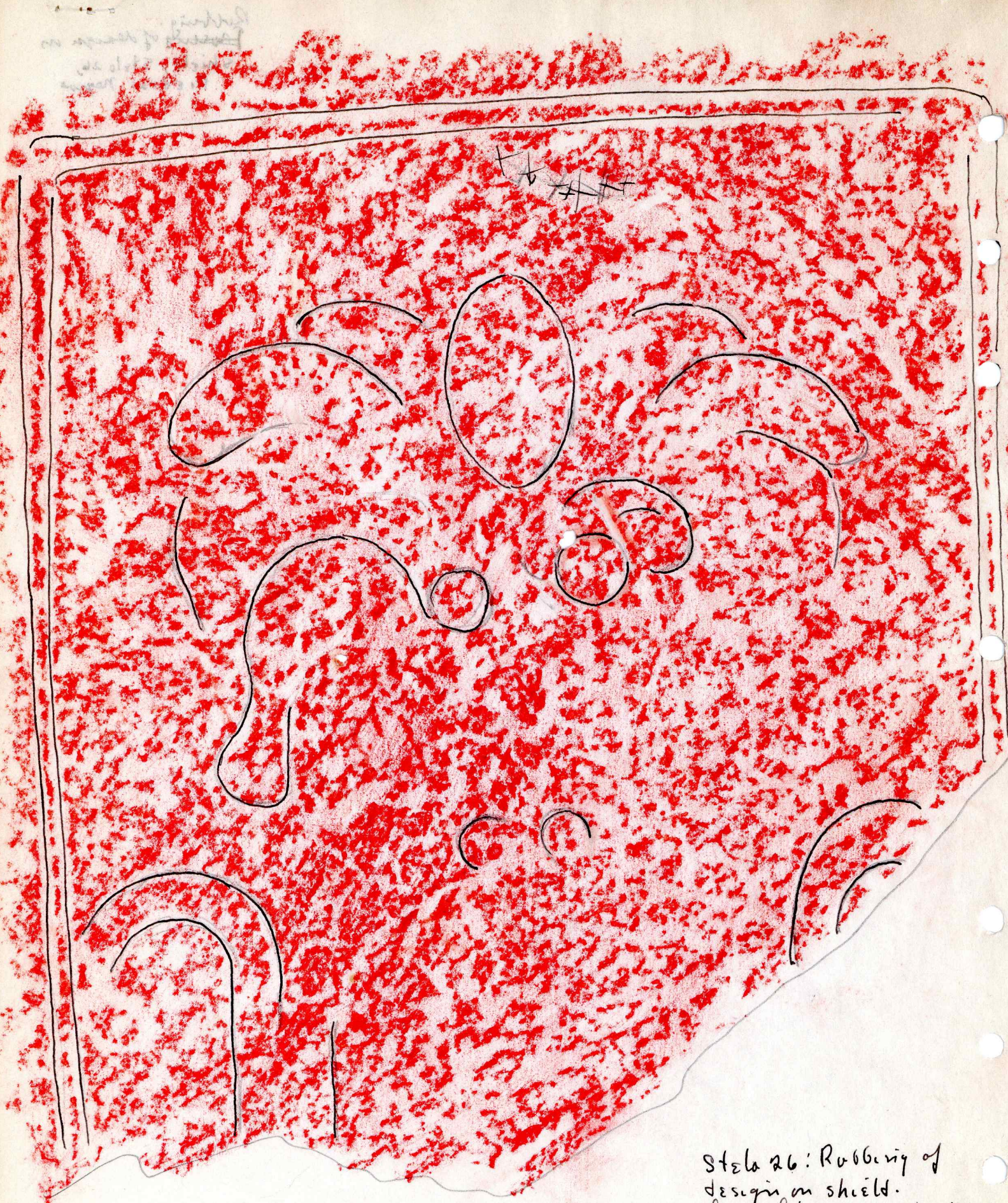
.1135

PIEDRAS NEGRAS Stone 1939 STR. 5-1

OP. No. W-3-34 MUSEUM CAT. _____

SCALE 1:1 SEE PHOTO Nos. _____

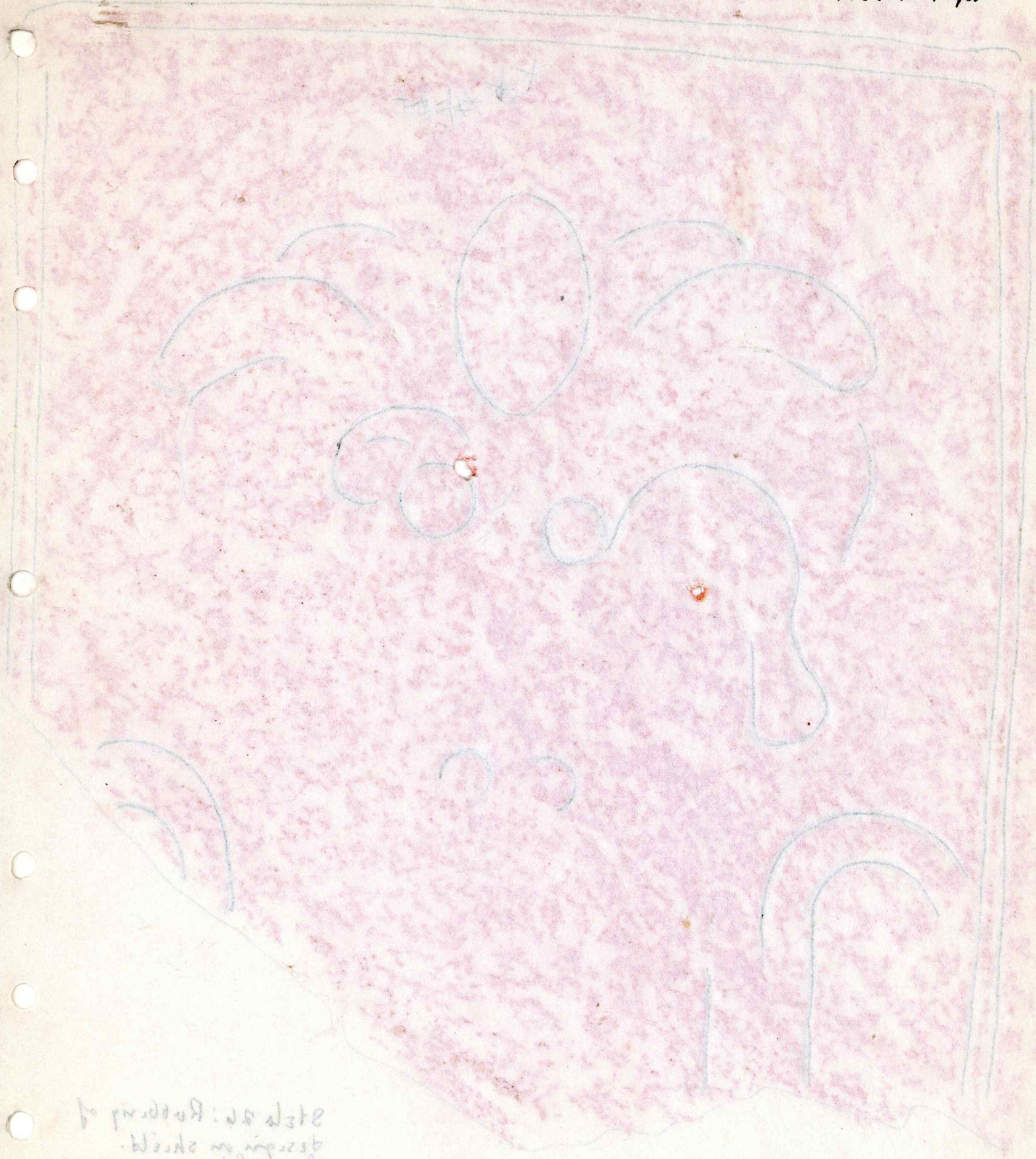
REMARKS Probably fragment of stela 5.



June. 1939. Peodras Negras.

Stela 26: Rubbing of design on shield. Indented lines seen on the stone, with reasonable clarity: Pencil lines added since, on basis of symmetry.

Rubbing.
Facsimile of design on
shield, Stela 26,
Piedras Negras




Stela 26. Rubbing of
design on shield.
The design is a shield
with rounded corners
and a central figure
of a seated person.

2013.11.10. Piedras Negras

Tenth photo May 13

(9) 1 Ca @ 16 full walls 2.00 beyond (right) K-S-2nd string
side wall, 4.10 beyond K-S-2 @ Bid. Plot. ditto.
(walls, $\epsilon^1 + \epsilon^2$ on plan sheet of May 9 (LS). M.S. @ 200,
is not vertical - base no corner of block of ϵ^1



stela 5,
Lower piece

Carvings in Siphon
months. + with

"Upper" or lid (facing mm.) fac:

nowy
flood off dot.




either is
possible

flood
off

no cartouches at bottom
← lost in.

The other no:



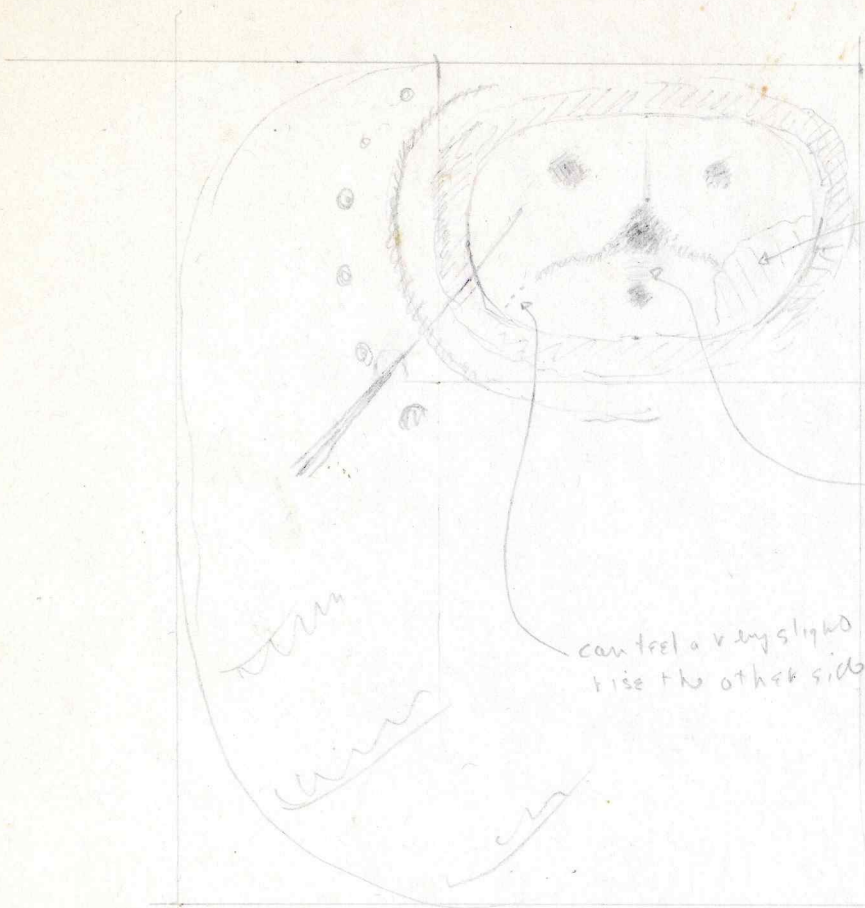
scaled C + thin of lower off

scaling may have
caused loss of end of
cartouche

possibly an inner circle
of dots: probably remains
of cross-hatching

[Faint, mostly illegible handwritten notes at the bottom of the page, possibly describing the object's context or other observations.]

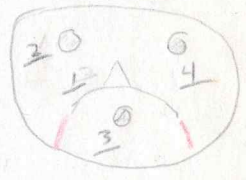
Piedras Negras
 Stela 1 - Glk F-4.
 -clutix - probably Ahau.



possibly a flake
 came off here (another
 flat plane - if so,
 erosion has
 obliterated any
 sharp angular
 surface.

slight depression
 runs from
 "mouth" dot to
 transverse
 depression

can feel a very slight
 rise the other side
 of this dotted line

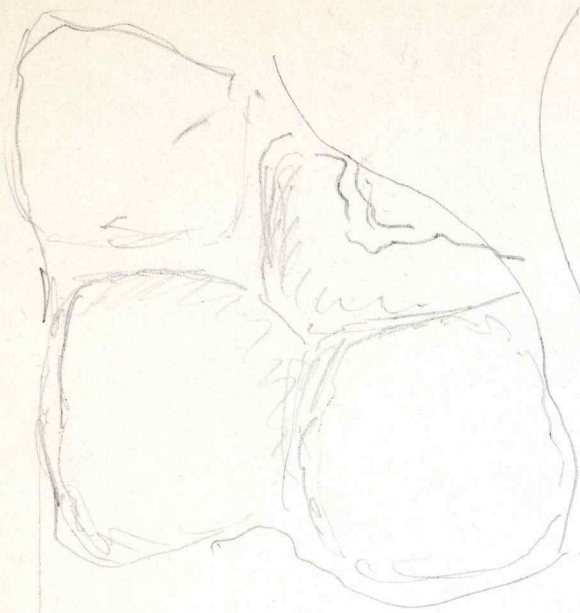


Probable: Requirement:
 narrow gap in or
 the blow
 eroded to
 give the deepest
 depression here for
 (1,0023).


Depressions
 numbered in order
 of depth.

4 seems a
 hubbly certain
 trace of a round
 hole.


Stucco




obscured a little



← solid white plaster



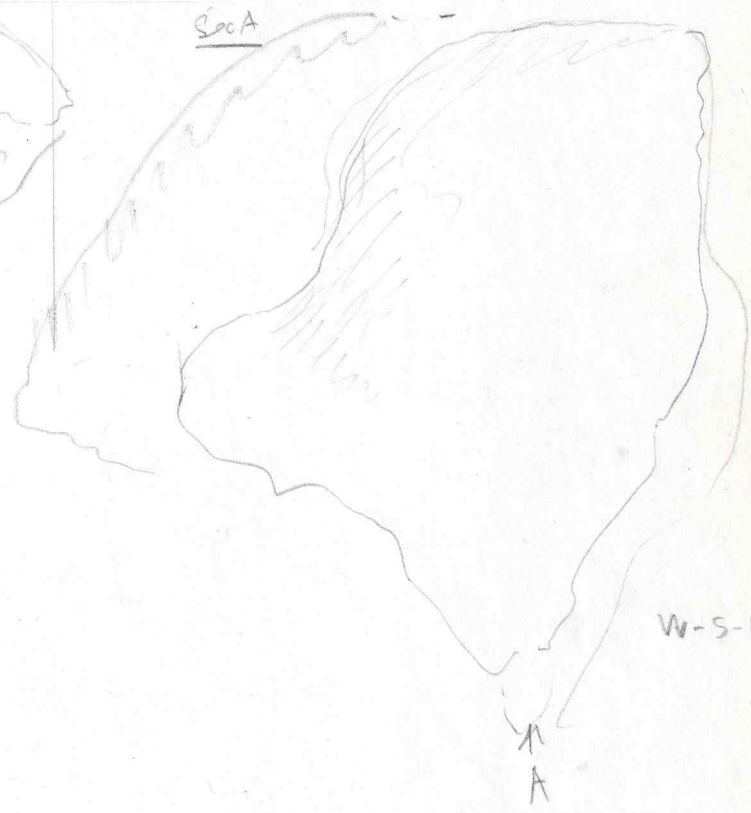
W-5-65. not worked much.



White stucco, eroded.

W-5-59

Soc A



W-5-143


A

PIEDRAS NEGRAS Jun 1937 STR. H-5


OP. No. W-5-59 MUSEUM CAT. _____

W-5-65
SCALE 1:1 SEE PHOTO Nos. _____

REMARKS Stucco Fragments (to Guatemala)



White stucco,
not weathered
much.




PIEDRAS NEGRAS Jun 1939 STR. K-5

OP. No. W-5-120 MUSEUM CAT.

SCALE 1:1 SEE PHOTO NOS

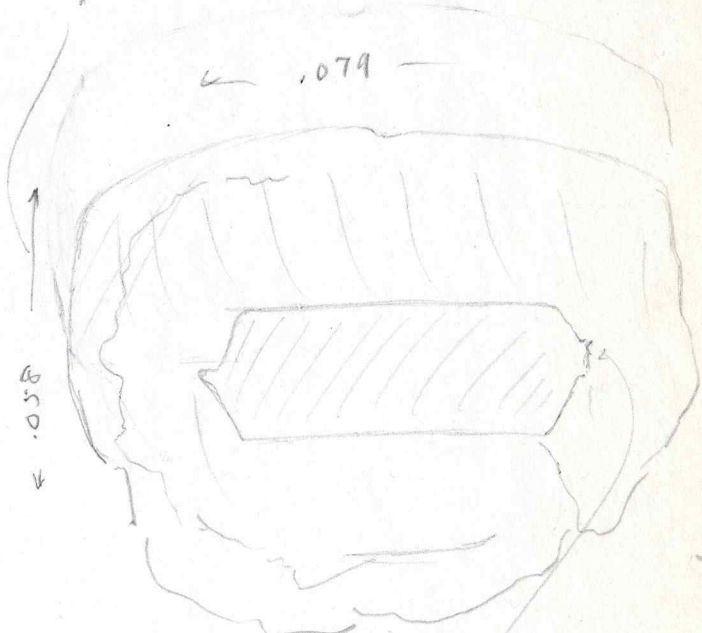
REMARKS Stucco Fragment

shard.



to handle most delicate which was finished smoothly.

St no. 052 x .019




rough smoothed.

slit hollowed along this surface.

piece fits, giving min length of .33 and we have another, same bug marks, dulled (damaged) etc.

Shows signs of rough re-coating




PIEDRAS NEGRAS June 1939 STR. K-5


OP. No. W-5-143 MUSEUM CAT. _____

SCALE 1:1 SEE PHOTO Nos. _____

REMARKS _____



.052 thick




W-5-220
not to scale

P
.04 dia
"hole"
.025
high


W-5-220

Cross hatching without borders
"top" & "bottom": centerly done.
(a line missing to right)



W-5-220 also

.05 thick

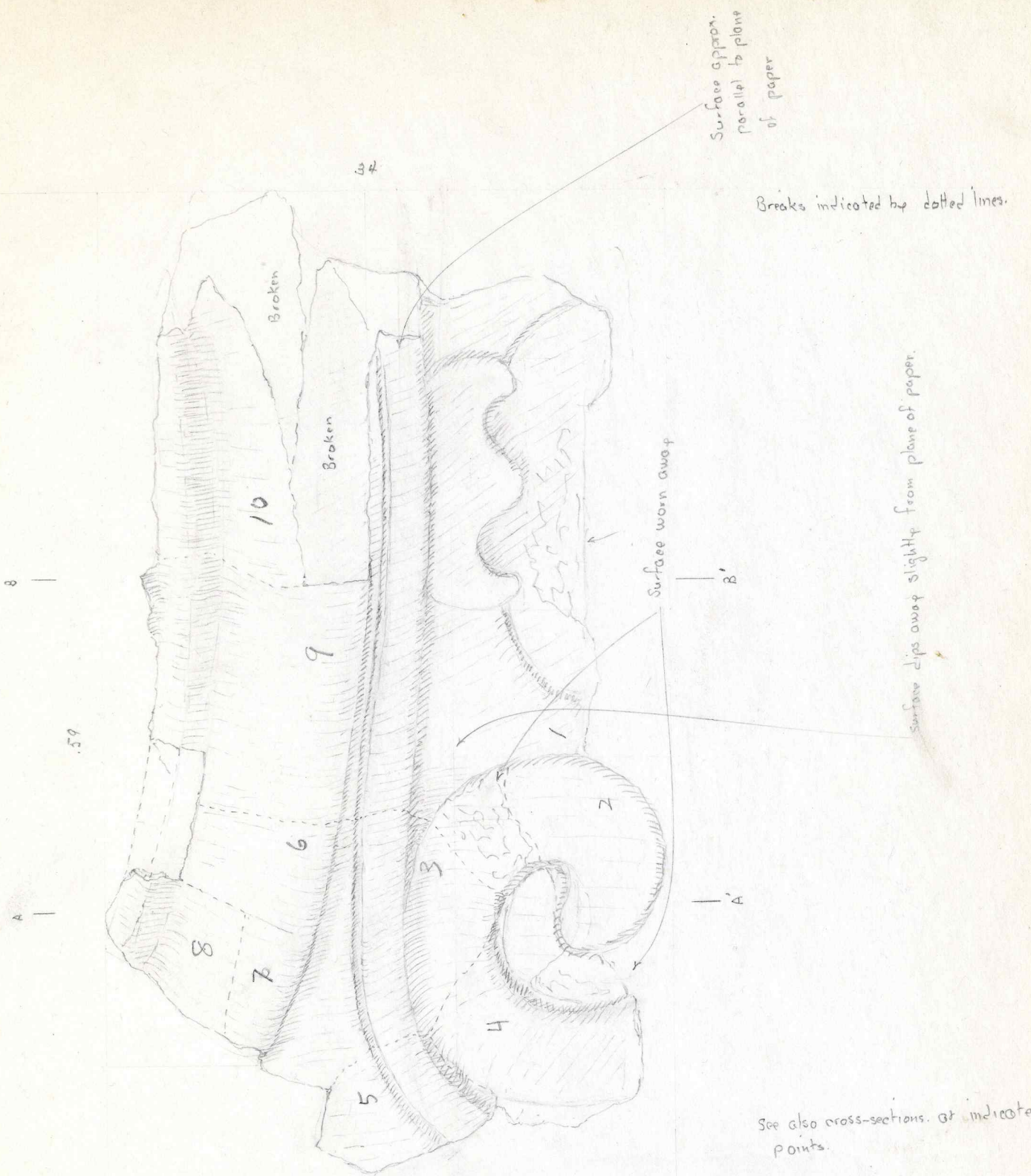


PIEDRAS NEGRAS 193 STR

OP. No. W-5-220 MUSEUM CAT.

SCALE 1:1 SEE PHOTO Nos.

REMARKS Stucco flags.
(to grade.)




PIEDRAS NEGRAS 1939 STR k-5-1

OP. No. W-5-211 MUSEUM CAT.

SCALE $\frac{3.3}{3} = 1.00$ SEE PHOTO Nos.

REMARKS fragment of stucco from lowest right mask?



PIEDRAS NEGRAS 193.9 STR. K-5-1

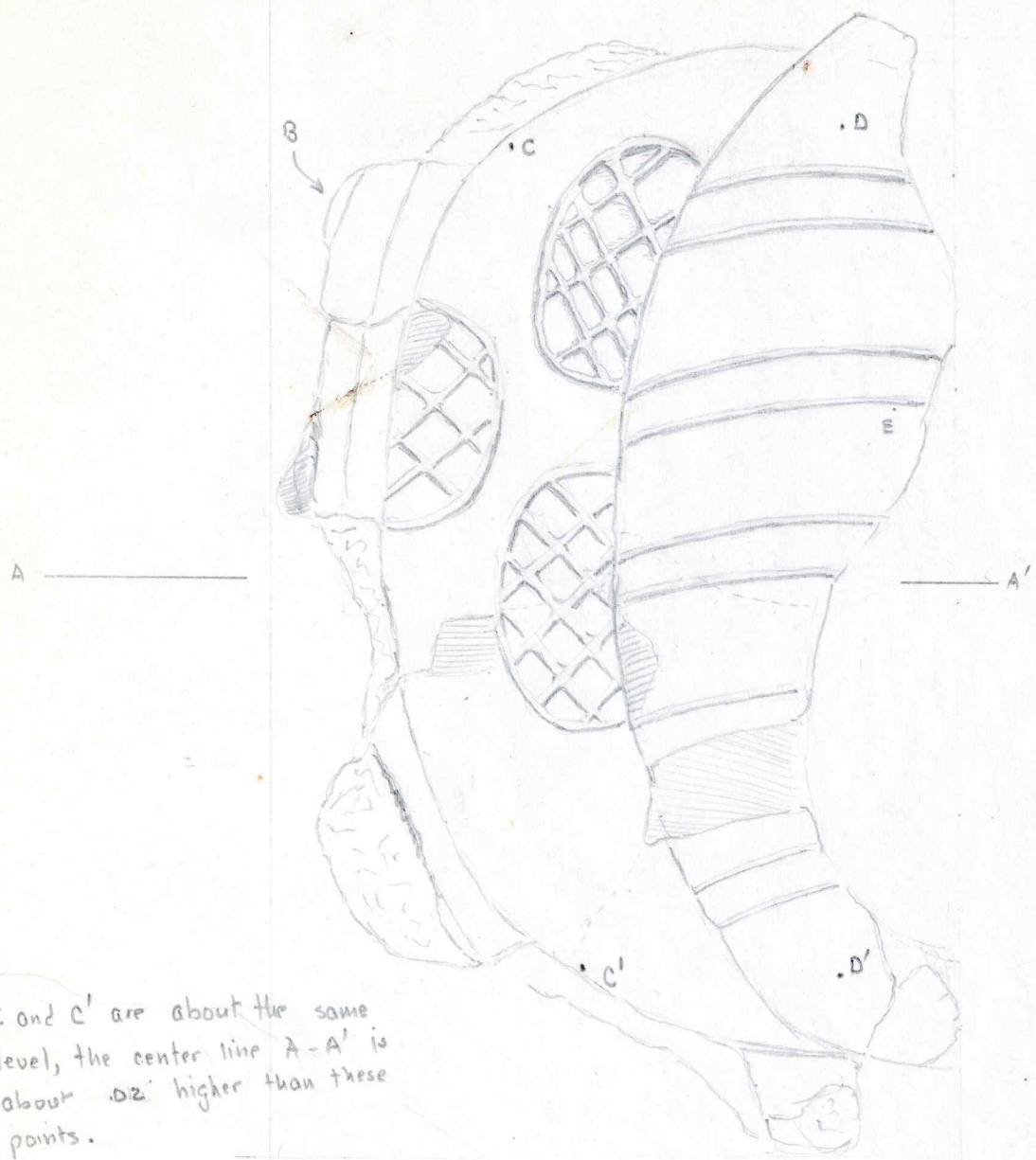
OP. No. W-5-277 MUSEUM CAT.

SCALE $.33\frac{1}{8} = 1.00$ SEE PHOTO Nos.

REMARKS Sections of these fragments from lowest right peak

.56

.32



C and C' are about the same level, the center line A-A' is about .02 higher than these points.

D or D' are .018 lower than point E .10 from center line.

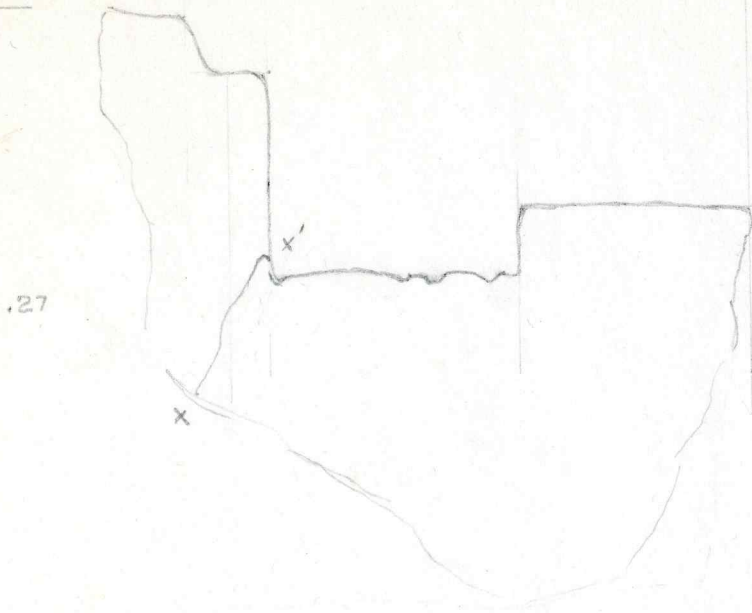
(Hatched portions are missing. Dotted lines indicate breaks in stucco.)

PIEDRAS NEGRAS _____ 193 _____ STRK-5

OP. No. W-5-273 _____ MUSEUM CAT. _____

SCALE $\frac{.33\frac{1}{3}}{1} = 1.00$ SEE PHOTO Nos. _____

REMARKS Stucco frag from k-5-1 night mask debris.



Section at A-A'. Portions to left and above line x-x' are not preserved on this section, and are reconstructed here from point B on main sketch

Cross hatching varies in depth from .001 to .006. L.S. thinks they look as if they were made with a edge tool when the shucco was wet.

Hard shell on shucco .004 thick, over a softer core, both core and finish are white. No speckles.

PIEDRAS NEGRAS _____ 193 STR. ks

OP. No. W-5-278 MUSEUM CAT. _____

SCALE $\frac{.33\frac{1}{3}}{1} = \frac{1.00}{3}$ SEE PHOTO Nos. _____

REMARKS Cross-section of Shucco frag. from k-5-1
showing right mask debris


Coché Objects
(by address)

Cache ✓



a ✓

.13 thick



b ✓
built on
rock



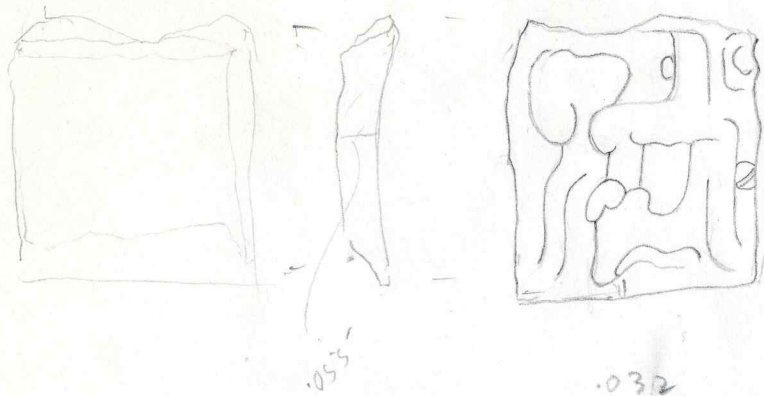
c ✓
built on
rock

PIEDRAS NEGRAS _____ 1939 STR. R9

OP. No. S-21-65^{a, b, c} MUSEUM CAT. _____

SCALE 1:1 SEE PHOTO Nos. _____

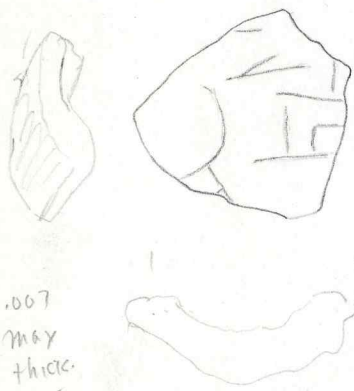
REMARKS Ec. Obsidian below Bd. Plod. altar
of R-9



.036


.055

.032



.007
may
thick.

.026



hole, probably
drilled from
back

.027

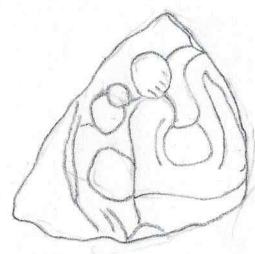
.027 x .003 max th.



.027

W-5-145-E

bottom



got it

W-5-145-f

Note the skendylus
of Burial 5 (obviously
same as those) is
from the Pacific.

PIEDRAS NEGRAS 1939 STR K-5

OP. No. W-5-145-E MUSEUM CAT.

SCALE 1/1 SEE PHOTO Nos. SHELL


REMARKS Three engraved shell pieces. L.S.

Undoubtedly skendylus as in Burial 5.
They look as white in worked faces.

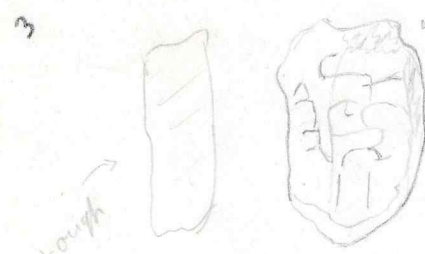


rough surfaces, no lines

These lines are extremely faint, pecked into the surface, were brought out by rubbing pencil over the stone.

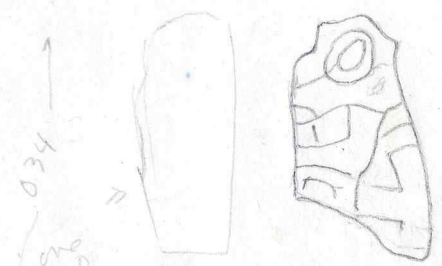


rough faced, otherwise rough everywhere.



.009

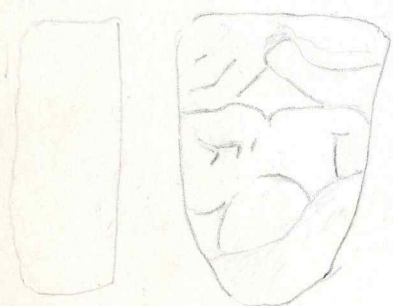
.019



one end faced by back rough elsewhere

.013

.019




.019

3 cut edges

.027

Bag rough - possible + row of cutting then

.033



.011

cut .032 other surfaces rough - faces is smoothed but not flat

PIEDRAS NEGRAS

1939 STR 11-5

Baycom

N. 51

.017 OP. NO. 183-d

MUSEUM CAT.

SCALE 1/1

SEE PHOTO Nos.

REMARKS K-5-2 w/ sub cut. altar cache

L.S.

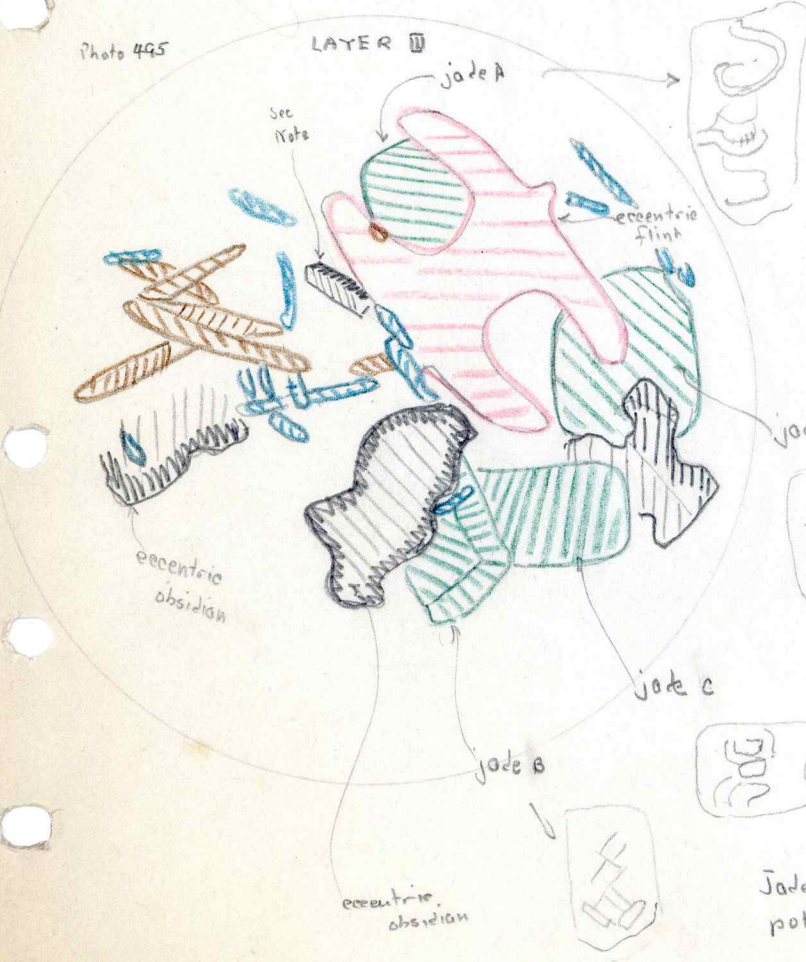
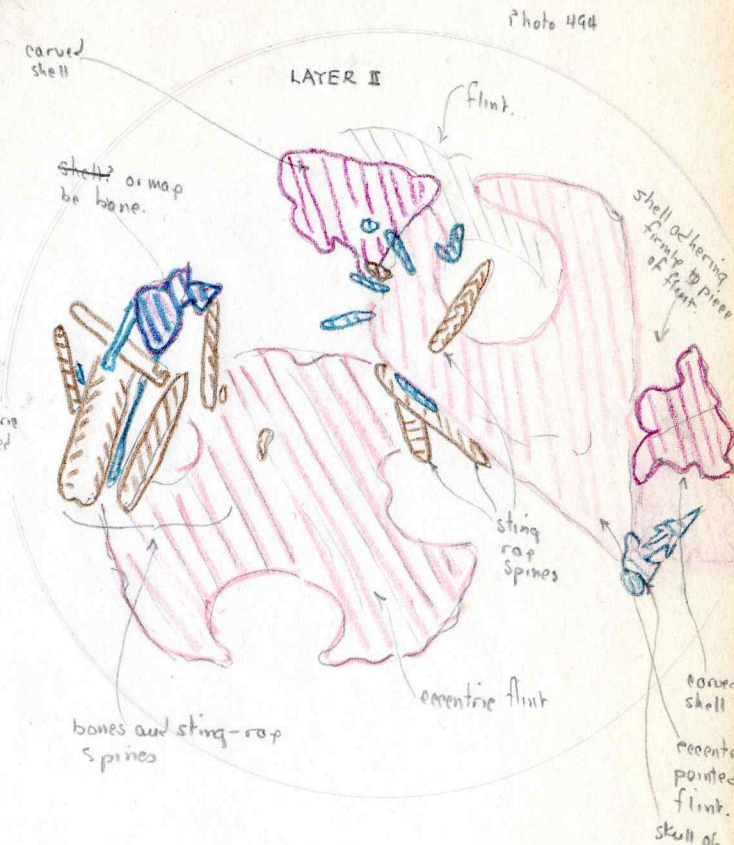
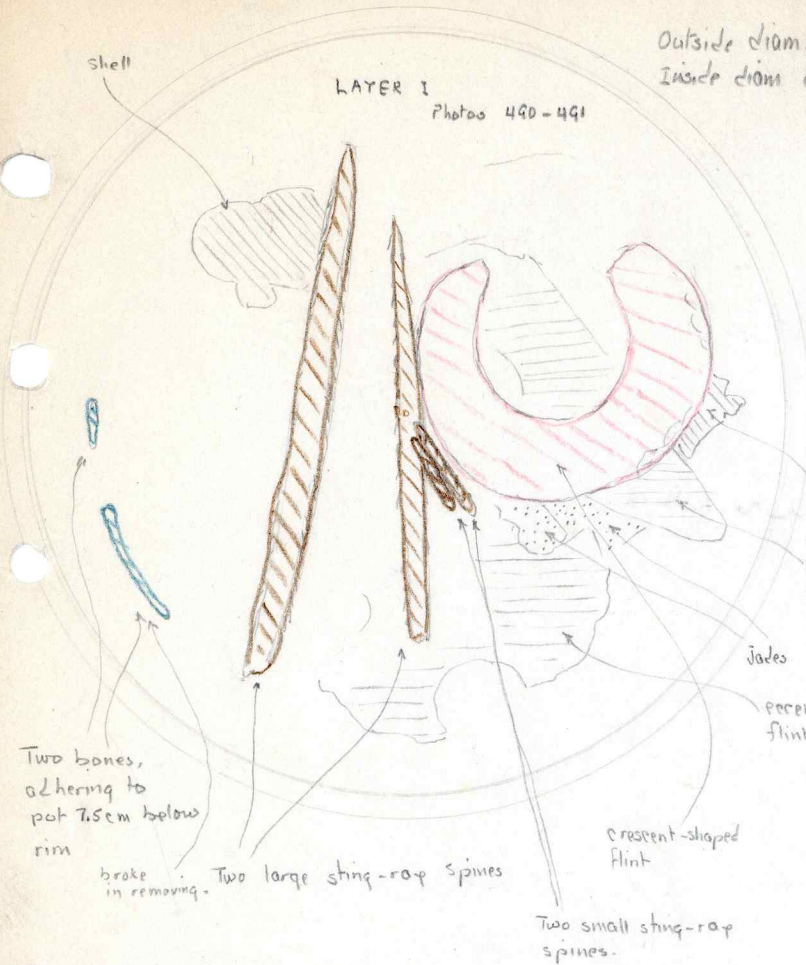
Poor quality pale green jadeite. all griffits on the 0 surfaces except the one noted (which has had)

K-5-2 Cache



Frags of blades for a celt? (jadeite)

Outside diam. of pot at rim 21.35 cm.
 Inside diam. of pot at rim 20.10 cm.



- Sting ray spines
- Shells
- shell
- bone
- obsidian
- jade

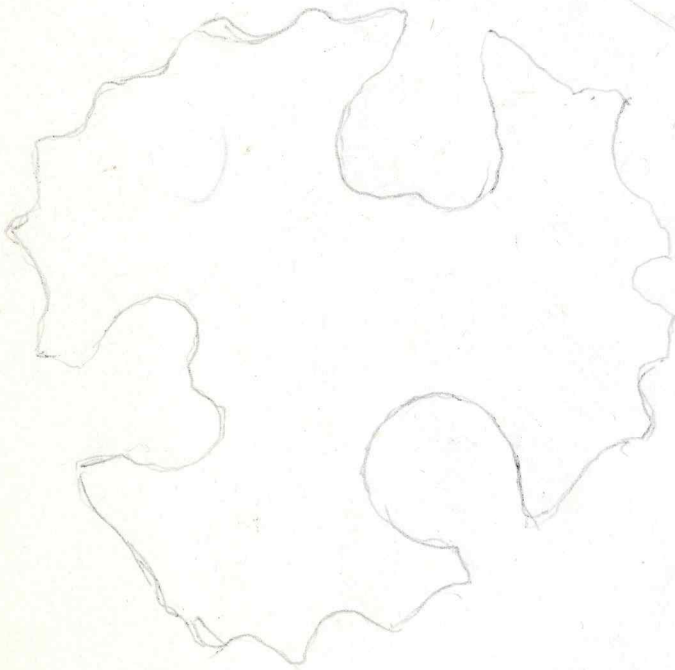



Photo 496, after removal of layer III.
 Note on obsidian knife: a tip which fits to this piece was found in the bottom of the pot.

PIEDRAS NEGRAS 1939 ST. 1
 OP. NO. W-5-275 MUSEUM CAT.
 SCALE $\frac{1}{2} = 1$ SEE PHOTO Nos. 490-496

REMARKS Sketches of objects in K-5-3 cache in order of their removal. (Below column altar in front of Bldg. Platform).

Jades all in the pot face up.

L-142-333



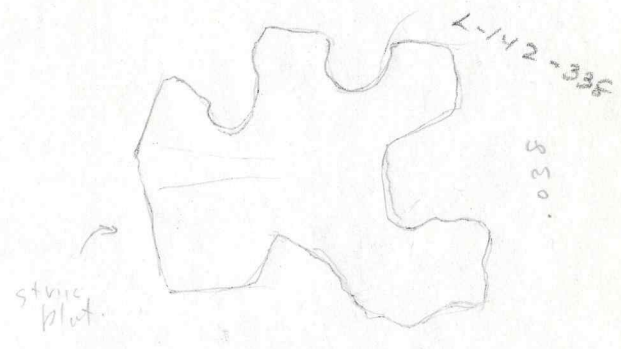

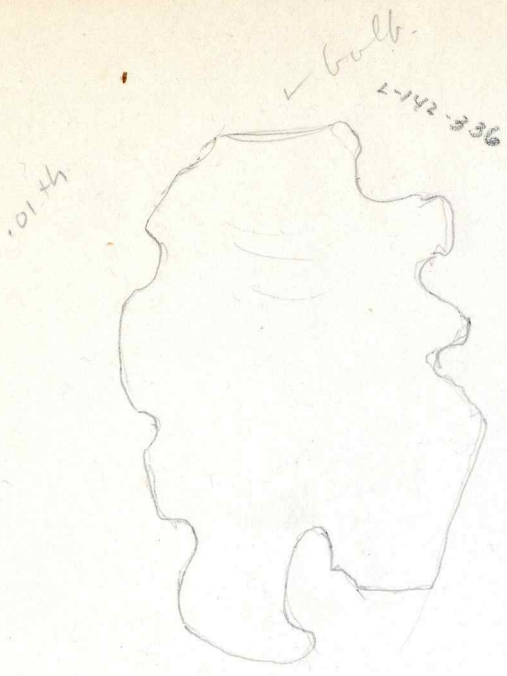
PIEDRAS NEGRAS _____ 1939 STR. K-5

OP. No. W-5-275-6 MUSEUM CAT. L-142 (332-335)


SCALE 1:1 SEE PHOTO Nos. _____

REMARKS Ecc. Flints, K-5-3 altar corks.

L >

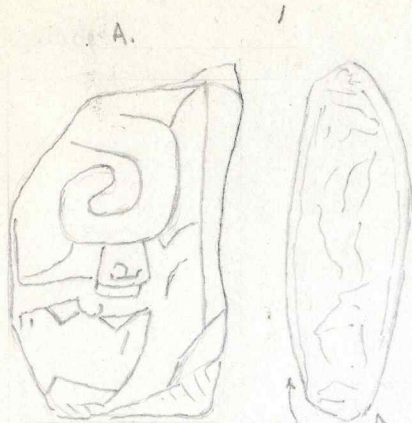


.045 .0115 th
W-5-275-c



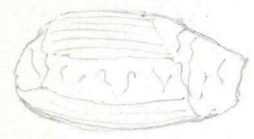
NB the obsidians are more or
less discolored by a greenish-white
film which is due to

PIEDRAS NEGRAS _____ 193 _____ STR. _____
OP. No. W-5-275-c+d MUSEUM CAT. _____
SCALE 1:1 SEE PHOTO Nos. _____
REMARKS Ecc. Obsidians K-53 cathe.



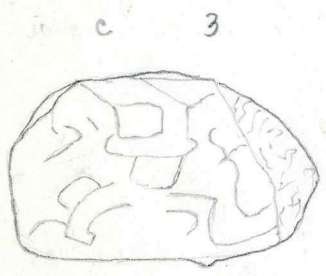
design on one side only
 Ground smooth on both sides

Max. dimensions
 3.05 x 5.16 x 1.96 cm.



Ground smooth on both sides and on right edge (from observer, facing design)

Max. dimensions
 2.96 x 2.49 x 1.98 cm.



Ground smooth on both sides

Max. dimensions
 4.10 x 2.55 x 1.12 cm.



Ground smooth on both sides

Max. Dimensions
 3.93 x 3.51 x 1.20 cm



PIEDRAS NEGRAS _____ 193 9 STR. K-5-3

OP. No. W-5-275-e MUSEUM CAT. _____


SCALE 1:1 SEE PHOTO Nos. _____

REMARKS Jades from K-5-3 cache



max thickness 0.36 cm.

R-142-345



thickness 0.28 cm

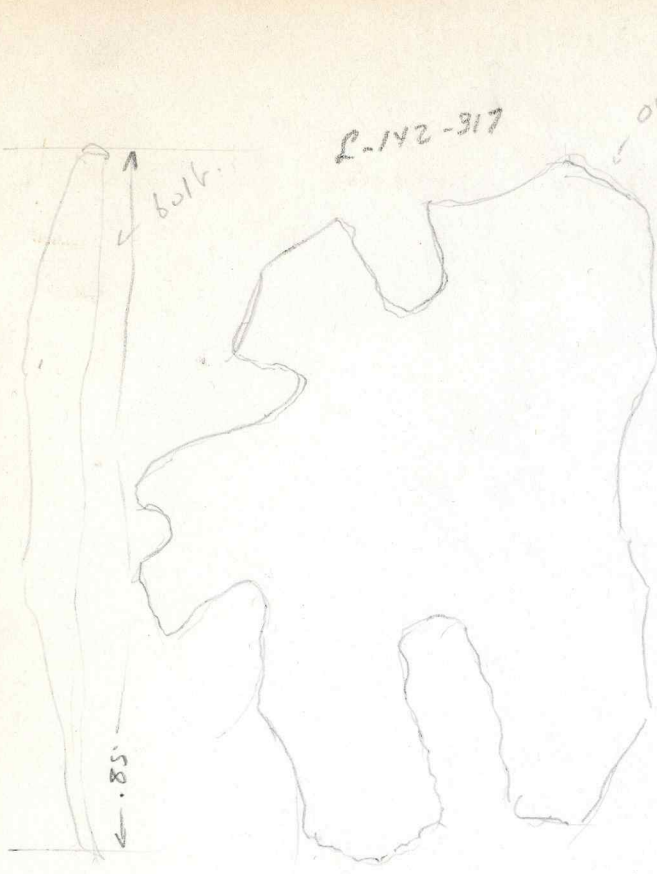
R-142-344

PIEDRAS NEGRAS _____ 1939 STR. k-5-3

OP. No. W-5-275-f MUSEUM CAT. _____

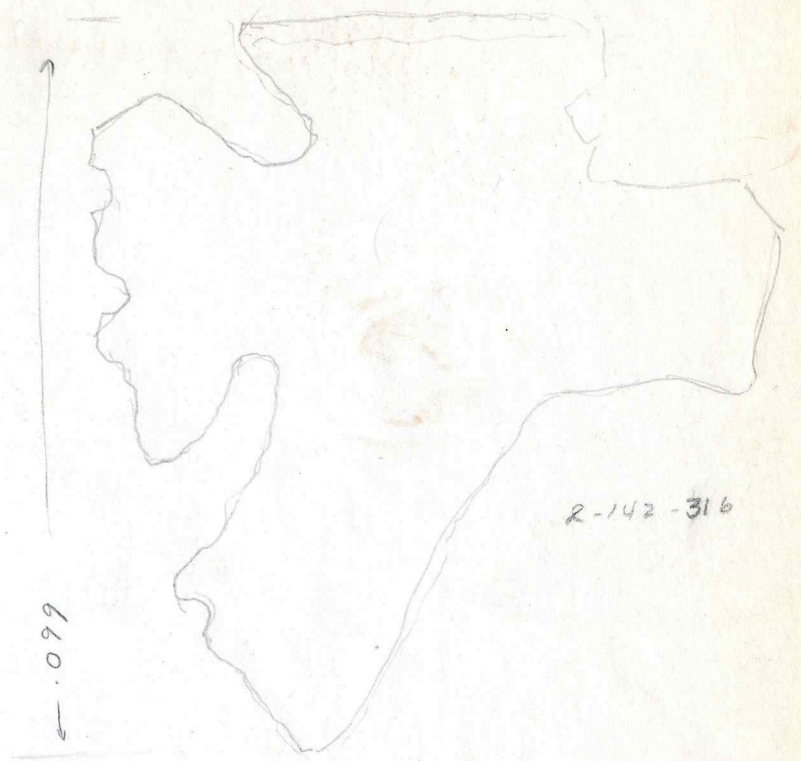
SCALE 1:1 SEE PHOTO Nos. _____

REMARKS Shell obj. from k-5-3 cache.



L-142-317

Gray flint, gray shades.
x.01 max th.



R-142-316

Same flint.

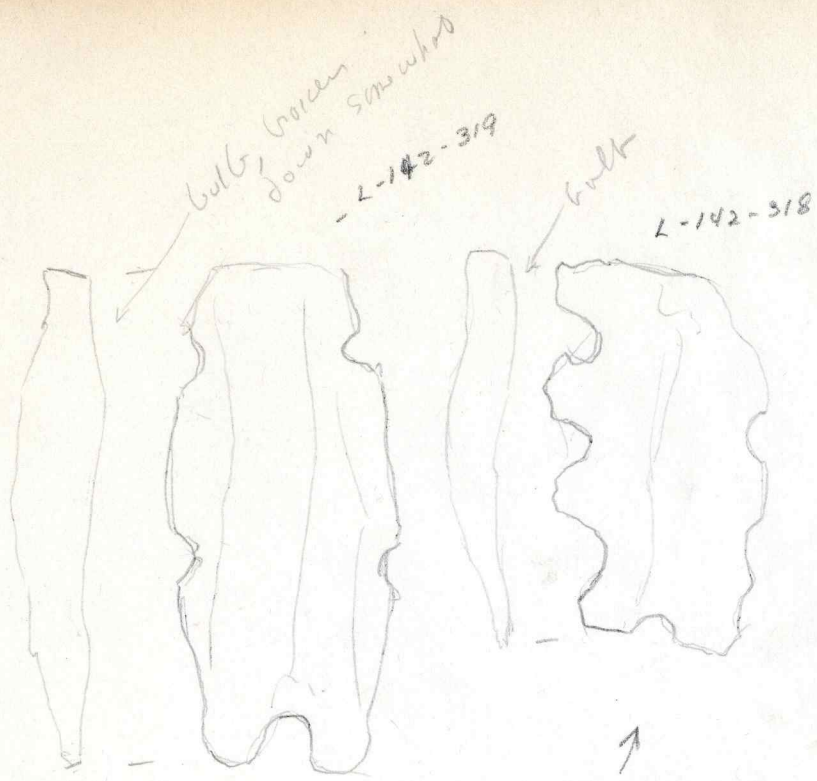


L-142-326

w-5-145-h.

Light gray, dark markings

PIEDRAS NEGRAS _____ 1934 STR K-5
 Bag W-5-BV
 OP. No. W-5-145-6 MUSEUM CAT. _____
 SCALE 1:1 + h SEE PHOTO Nos. _____
 REMARKS Cache of Central Stela, K-5-1-a. L.S.
 2 Flake eccentric, flint
 See also Flakes, shell
 L.S.
 Cache



L-142-319

L-142-318

W-5-145-C

.045 x .067
x .011 thick (max)



L-142-320

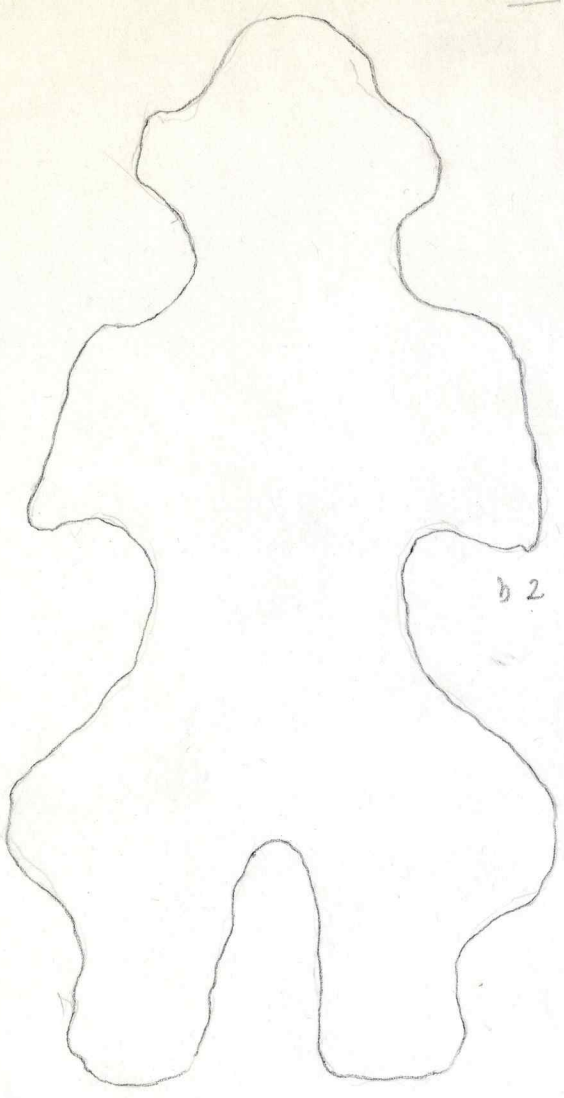
.071

.011 max .046

W-5-145-d

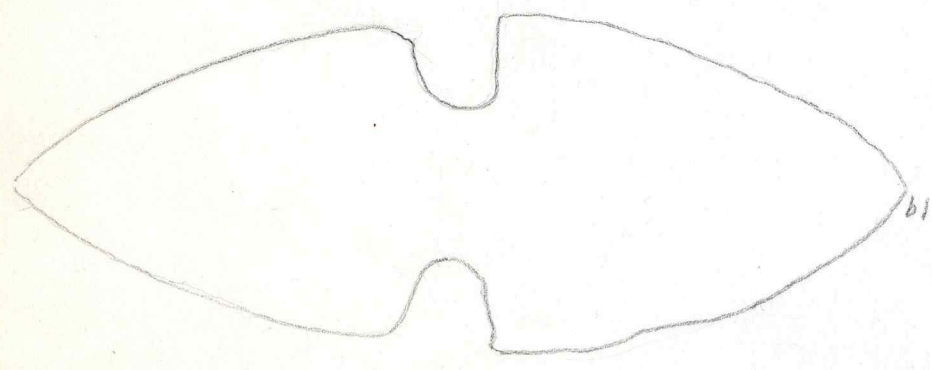
PIEDRAS NEGRAS 1939 STR. K-5
 Bay B ✓
 OP. No. W-5-145-C MUSEUM CAT.
 + - d.
 SCALE 1:1 SEE PHOTO Nos.
 REMARKS Obsidians. L.S.

Shards of
white +
pink flint
(shards are
gray)



b2

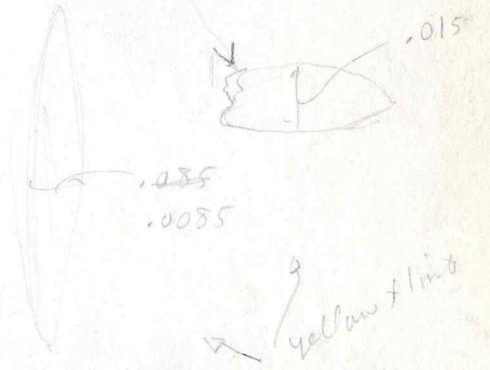
14 x .072



.012

b3

probably
not
finished



.085
.0085

.015

yellow flint

For PoD + Cover,
W-5-183-a,
See Pot Forms
Drawings.

PIEDRAS NEGRAS 1939 STR. K-5

Bag CM 1439

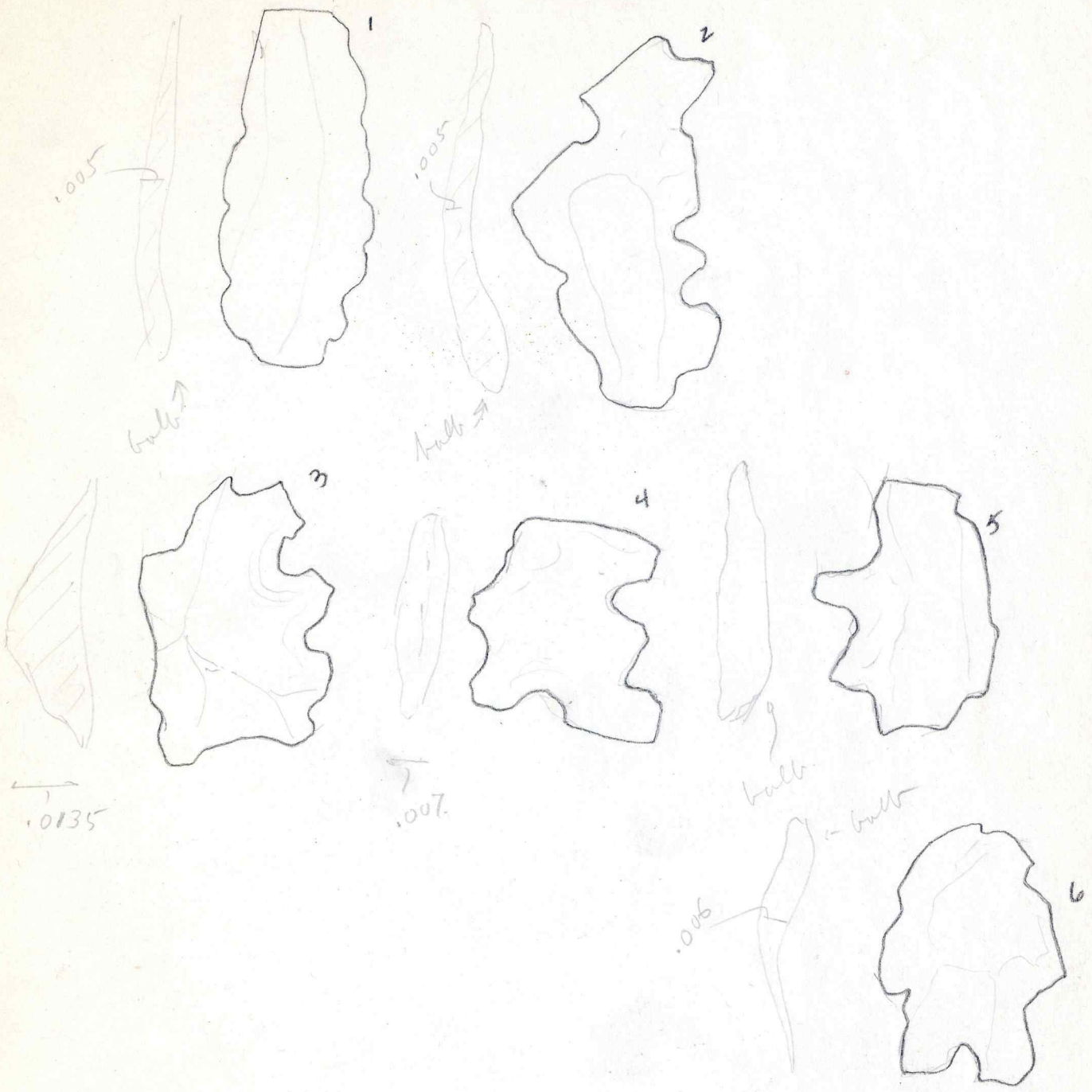
CP. No. 183-6 MUSEUM CAT.

SCALE 1:1 SEE PHOTO Nos.

REMARKS K-5-2 sub altar cache. Flint
See also Jades + obsidian

L.S.

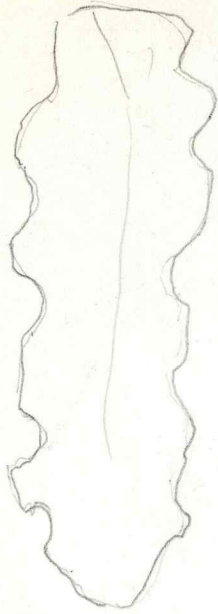
✓



PIEDRAS NEGRAS 1939 STR. K-5
 Bugem. 1939
 CP. No. 183-C MUSEUM CAT.
 SCALE (1:1) SEE PHOTO Nos.
 REMARKS Obsidians of K-5-2nd Sub altair cids

K-5-2nd L.S. cache


L-142-329



♀ Bulb



← bulb



L-142-

← bulb



L-142-

This flake


L-142-330



← chip L-142-336

W-5-219-a ↑

← L



← typical Orange 2 cover frag.


PIEDRAS NEGRAS 193 STR.

OP. No. W-5-219 MUSEUM CAT.
a+b

SCALE SEE PHOTO Nos.

REMARKS Ecc. Obsidian

Sh. 25'



200

"Curtain"

Can't see it in
hair, or what



"Curtain"


200

Stone Objects

19 lines in .039 (no counting outer spaces).



.051



.049



.052

PIEDRAS NEGRAS June 1939 STR. _____

OP. No. SE-11-7 MUSEUM CAT. _____

SCALE 1:1 SEE PHOTO Nos. _____

REMARKS Baric Beater - some crystalline
stone



PIEDRAS NEGRAS _____ 1939 STR. K-5


OP. No. ^{W-3-11}~~W-5-29~~ _____ MUSEUM CAT. _____

SCALE 1:1 _____ SEE PHOTO Nos. _____

REMARKS Probably quartzite : _____ LS

mana fragment.

small stone



235

Th. 115



23

115

Top scaled somewhat
Sides very hoaly dense, or
battered since, also generally,
folds toward bottom, and
not concavely.
Bad very rough

PIEDRAS NEGRAS 1939 STR. Kas
OP. No. W-3-16 MUSEUM CAT.
SCALE 1/2 SEE PHOTO Nos. figs 539-40
REMARKS Limestone "Piedra Alta"

(Mrs. M. H. ...
W-5-15
1/2 in)



PIEDRAS NEGRAS 1939 STR 5-1



OP. No. W-3-17 MUSEUM CAT.

SCALE 1:1 SEE PHOTO Nos.

REMARKS Limestone Pestle. LS

Nicely smoothed everywhere but 'working
end which shows wear.
Flattened on one side

Small stone




Nicely smoothed
top, sides, + bottom
(no signs of burning
remain.
Microscopic
white stone.

PIEDRAS NEGRAS 193 9 STR.....

OP. No. W-5-30 MUSEUM CAT.....

SCALE 1/2 SEE PHOTO Nos. FW 539-40

REMARKS Frag. of Limestone "portable altar"




PIEDRAS NEGRAS _____ 1937 STR. K-5 _____

OP. No. W-5-48 _____ MUSEUM CAT. _____

SCALE 1:1 _____ SEE PHOTO Nos. _____

REMARKS Pumice _____ LS _____

Small stone




PIEDRAS NEGRAS _____ 1939 STR 1K-5

OP. No. W-5-56 MUSEUM CAT. _____

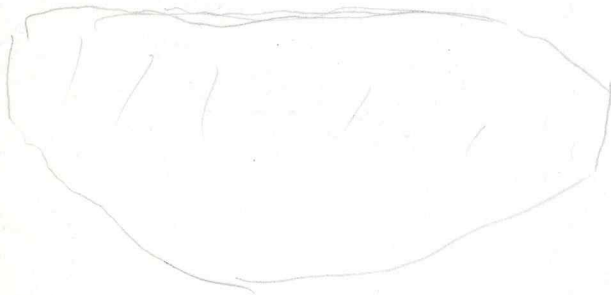
SCALE 1:1 SEE PHOTO Nos. _____

REMARKS Limestone LS

Small stones



.85 x .032






PIEDRAS NEGRAS _____ 1939 STR. K-5

OP. No. W-5-64 MUSEUM CAT. _____

SCALE 1:1 SEE PHOTO Nos. _____

REMARKS stereoisic white blaster LS
adhering, Limestone.

Small stone
Small stone




PIEDRAS NEGRAS 1939 STR K-5

OP. No. W-5-107 MUSEUM CAT.

SCALE 1:1 SEE PHOTO Nos.

REMARKS Stone pebble - some hard stone, LS
with crystal inclusions.

small stone




PEDRAS NEGRAS _____ 1939 STR. K-5 _____

CP. No. W-5-108 MUSEUM CAT. _____


SCALE 1:1 SEE PHOTO Nos. _____

REMARKS Pumice. Regular form, eroded LS
when broken

small stone



d. o. 113 to
114



105

PEDRAS NEGRAS 193.9 STR. K-5



CP. No. W-5-112 MUSEUM CAT.

SCALE ^{1:1} ~~Limestone~~ ~~plate~~ SEE PHOTO Nos.

REMARKS Limestone disk LS

small stone

plastita (rough white)
runs over broken edge.
Probably this hole +
they used it like
rough thin slabs.




← hole off surface

PIEDRAS NEGRAS Jemo 1939 STR. K-5

OP. No. W-5-175 MUSEUM CAT. _____

SCALE 1:1 SEE PHOTO Nos. _____

REMARKS Frag. of sawed "skeleton" stems
from stucco wall





PIEDRAS NEGRAS 193 9 STR

OP. No. W-5-147 MUSEUM CAT.

SCALE 1:1 SEE PHOTO Nos.

REMARKS Tool (?) Roughly worked limestone.
Partly fine ground?





PIEDRAS NEGRAS _____ 193 STR. _____

OP. No. W-5-213 MUSEUM CAT. _____

SCALE 1:1 SEE PHOTO Nos. _____

REMARKS Frag. of miniature flat "metate"
green speckled with white stone -
possibly slate.




← .024

↑ .022

21 1/2


Minut Cal altar
Limestone.
well preserved all over (including bottom
except for some scaling
at this side, lower half, + the Osburn.
Clean white no signs of
use.
Have no so nicely hem.

PIEDRAS NEGRAS _____ 1937 STR. W-5
OP. No. W-5204 MUSEUM CAT. FO
SCALE .01 = .02 SEE PHOTO Nos. Field 536-8
REMARKS Limestone, miniature Calceolaria



.126

Flattened out,
not packed.
(sh. thinning
plane?)



.216

< .136 >


Packed top & sides,
most of subhedral
front. Bod is a
fracture surface -
wand stand straight.
reverse side broken away.

PIEDRAS NEGRAS _____ 1939 STR. K-5


OP. No. W-5-240 MUSEUM CAT. Fed 536-8

SCALE 1/2 _____ SEE PHOTO Nos. _____

REMARKS Minor Columnar



knobby frond
This hand is



.17.


.12

Sides & bottom present.
Frond rough at base,
where it survives.
Top horizon.

The fractured surfaces
are light gray, which goes
into the stone. So is the
rough base of the "frond",
in hand, which shows
rather chalky. This
applies to bottom as
much as elsewhere.
Frond lines alone
looks a good deal like
because of life.

PIEDRAS NEGRAS 1939 STR. 5-11
 OP. No. W-31-104 MUSEUM CAT.
 SCALE 1/2 SEE PHOTO Nos F 10536-8
 REMARKS Limstone object, probably miniature
column altar.

Flint + Obsidian



PIEDRAS NEGRAS 1939 STR I-1

CP. No. W-3-12 MUSEUM CAT.

SCALE 1:1 SEE PHOTO Nos.

REMARKS End of large flint blade, of the Str. 3-3 type,
both form + material.




PIEDRAS NEGRAS _____ 1939 STR K-5 _____

OP. No. W-5-49 MUSEUM CAT. _____

SCALE 1:1 SEE PHOTO Nos. _____

REMARKS Flint Blade No signs of wear.
Pink gray.

L.S.



Σ .006.


✓

PIEDRAS NEGRAS 193 9 STR. K-5

OP. No. W-5-50 MUSEUM CAT. L-142-286

SCALE 1:1 SEE PHOTO Nos.

REMARKS Blue flint, white, quartzina.
worked all edges to thin edge L5
exposed butt.



.029

PIEDRAS NEGRAS _____ 1939 STR K-5

CT. No. W-5-77 MUSEUM CAT. _____

SCALE 1:1 SEE PHOTO Nos. _____

REMARKS Blue shaded white flint. Quite well

made.

Flint

LS



2
.01


PIEDRAS NEGRAS _____ 1939 STR. K. 5

OP. No. W-5-121 MUSEUM CAT. L-142-287

SCALE 1:1 SEE PHOTO Nos. _____

REMARKS Dark gray flint, white helena in part
one edge sharper than the other.
Shuts edge all round

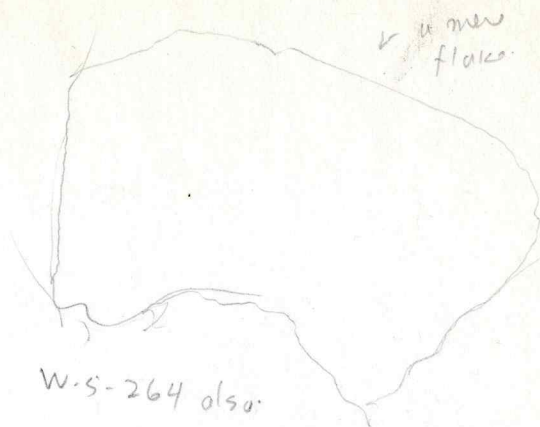
LS



1038
W-5-264




.007



W-5-264 also

"dinky" yellowish
white flint.



.044

Yellow (but maybe?)
flint.

S-25-15

th. .009

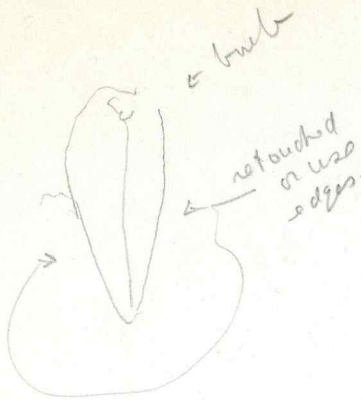


PIEDRAS NEGRAS _____ 193 _____ STR. _____


OP. No. _____ MUSEUM CAT. _____

SCALE _____ SEE PHOTO Nos. _____


REMARKS _____



W-5-158 Obsidian horns
1:1 L-142-284



W-5-274 -
1:1. Put mixed (white) flint.
L-142-288



.108

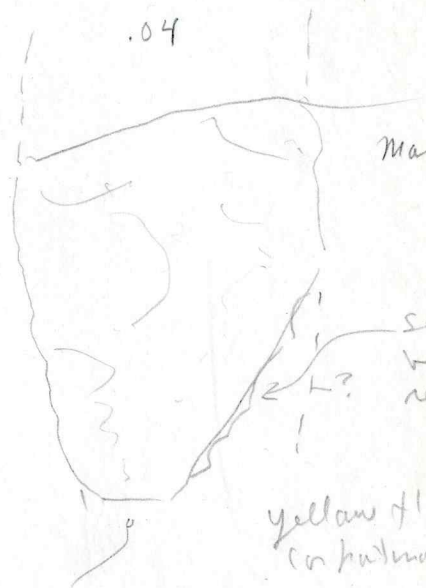
Mx thicker
.065

Mottled
blackish
gray & white
flint

.035

W-5-155.

(to garbo)



.04

Marth. .01

Seems to
be
retouched.

yellow flint
(or hematite).

008 thicker here

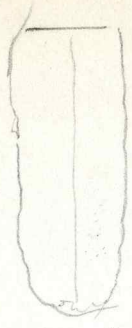
W-5-207

PIEDRAS NEGRAS _____ 193 _____ STR. _____


OP. No. _____ MUSEUM CAT. _____

SCALE _____ SEE PHOTO Nos. _____


REMARKS _____



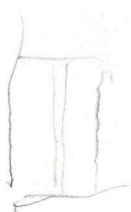
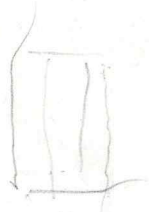
W-5-51



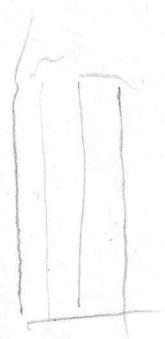
W-5-57




W-5-81



W-5-81



W-5-109



W-5-188


PIEDRAS NEGRAS _____ 193 STR. _____

CP. No. _____ MUSEUM CAT. _____

SCALE _____ SEE PHOTO Nos _____

REMARKS Various Obsidian flint & knife frags

Pot. Forms



As glued by W.S.G.

Inner circle is the Pot or rim

Outer " " " Lid " "

The lid fitting involves many pieces but is a good job; believe it was slightly larger than the pot.

PIEDRAS NEGRAS June 1939 STR. K-5-2nd

OP. No. W-5-183a MUSEUM CAT. _____

SCALE 1:1 SEE PHOTO Nos. _____

REMARKS K-5-2nd Cache Pot + Lid See Page 2

.195

Cover dimer to
max height of .038

slightly
flattened
on top

.055

.055

Orange 2 - inside + out
Flat bottom not slicked

Ball + sides about .05 thick.
No marked thickening or
thinning anywhere.

Tracings of the typical yellow
deposit, as if smeared, max.
height above ball of .055.

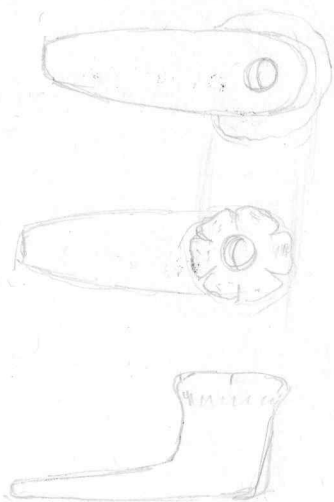
PIEDRAS NEGRAS _____ 193 STR _____

OP. NO. W-5-183a MUSEUM CAT. _____

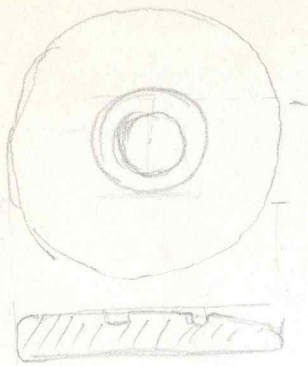
SCALE Page 2. SEE PHOTO NOS. _____

REMARKS _____

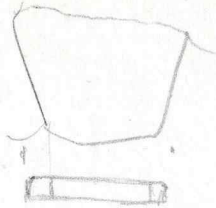
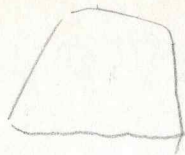
Mischl.



PIEDRAS NEGRAS L-142-280 1939 STR. ?
OP. No. M-43-1 MUSEUM CAT.
SCALE 1:1 SEE PHOTO NOS.
REMARKS stone or shell. Labret.




W-5-218
shell L-142-281



W-5-157

.003 thick.
(great)
H end



SS-14-6
quartz



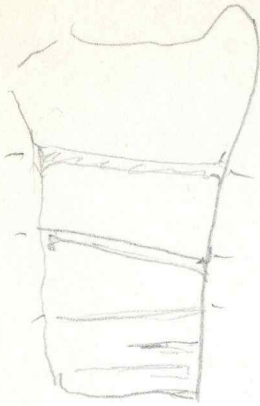
W-2-209
(Bone tool -
and?)
g.

PIEDRAS NEGRAS _____ 193 _____ STR. _____

OP, No. _____ MUSEUM CAT. _____

SCALE _____ SEE PHOTO Nos. _____

REMARKS _____



← this one only
goes around.

w-5-167.

PIEDRAS NEGRAS _____ 193 _____ STR. _____

OP. No. _____ MUSEUM CAT. _____

SCALE _____ SEE PHOTO Nos. _____

REMARKS _____

Building Drawings -